

**td**

TRANSPORT DOOR  
**SOLUTIONS**



*Serving the Bus & Coach Industry since 2006*



Over  
**1700**  
customers  
worldwide

**LEADING UK BUS DOOR  
PARTS SUPPLIER & DOOR  
SYSTEM MANUFACTURER**

**EXTENSIVE PART CROSS REFERENCING CAPABILITY**



**OFFICIAL UK & IRISH  
AGENT/SERVICE PARTNER**

[www.transportdoorsolutions.co.uk](http://www.transportdoorsolutions.co.uk)



In response to many industry requests, TDS have now produced this useful commonly used bus door part guide to help with part identification in the workshop, on site and in the office when internet access is not always possible.

It includes the most regularly used service parts on door systems fitted to popular UK built vehicles supplied by **Alexander Dennis, MCV, Optare, Wrightbus and Mellor Bus, Treka Bus**. Please note, we can additionally supply most other door related items including larger parts such as complete door leaves, mechanisms and shafts when required for crash repair or refurbishment projects.

We can supply parts for ALL newer **TDS** and **Ventura** doors, alongside most of the parts needed for older **Peters** and **Deans** systems still in service. Although we primarily support bus, we are also able to supply a number of parts for popular coach doors including those manufactured by **BCE, Masats** and **Revar**.

If you are unsure of the part you need, please contact us with ideally a door **serial number** which is normally located on labels on the door leaves and shelfplate, or provide **vehicle model & age** details. Typical Ventura label shown here:



For more information generally please visit our website:  
[www.transportdoorsolutions.co.uk](http://www.transportdoorsolutions.co.uk)








**DOOR TYPE KEY:**

**INWARD GLIDER**  
IG, IG3, IG4

**PLUG SLIDER**  
PS, PS1, PS2

**RAPID SLIDER**  
RS

**OE REFERENCES KEY:**

-  **Deans**
-  **Peters**
-  **TDS**
-  **Ventura**
-  **Wrights**
-  **Overton**
-  **Scania**









# CONTENTS

BEARINGS, BUSHES & ROLLERS	4
BRACKETS & PIVOTS	18
BUTTONS	26
CRANK ARMS & STUB SHAFTS	36
CYLINDERS & RAMS	40
ELECTRICAL	46
FABRICATED & PLATES	54
FIXINGS, SPACERS & STOPS	62
GEARS, SPRINGS & CABLES	66
LOCKS, HANDLES & COVERS	70
PNEUMATIC FITTINGS	74
PNEUMATIC OTHER	78
SABOTS & COVERS	82
SEALS - BRUSH & RUBBER	84
VALVES	92

## BEARINGS, BUSHES &amp; ROLLERS

IMAGE	PART NUMBER	DESCRIPTION	OE REFERENCES
	ASY001B	BOTTOM BEARING ASSY - Ø22mm ROLLER	215311 Peters
	ASY002B	BOTTOM BEARING ASSY - Ø25mm ROLLER	218065 Peters
	ASY003B	UNIVERSAL GUIDE SPINDLE LONG Ø30 ROLLER  # Adjustment 60mm min 73mm max	H102250 Deans H105408 Deans 216292-KIT Peters
	ASY004B	UNIVERSAL GUIDE SPINDLE SHORT Ø30 ROLLER  # Adjustment 48mm min 60mm max	216264-KIT Peters 0123268 Deans H102249, 106070 033889B-10A
	ASY006B	INLINE BOTTOM BEARING - Ø25mm ROLLER	75-22155 Deans ASY006B TDS
	ASY007A	INLINE BOTTOM BEARING - Ø22mm ROLLER	215144 Peters
	ASY009B	INLINE BOTTOM BEARING - Ø25mm ROLLER	ASY009B TDS
	ASY010A	INLINE BOTTOM BEARING - Ø32mm ROLLER	032024+5 Deans

# BEARINGS, BUSHES & ROLLERS









IMAGE	PART NUMBER	DESCRIPTION	OE REFERENCES
	ASY013A	TRI BOTTOM BEARING - Ø25mm ROLLER	<b>C25245 Deans</b>
	ASY014A	TRI BOTTOM BEARING - Ø32mm ROLLER	<b>C23262 Deans</b> <b>C23632 Deans</b> <b>C44067 Deans</b>
	ASY018A	M12 X 1.75 SPH PIVOT PLATE ASSY	<b>024820 Overton</b>
	ASY011A	M12 X 1.75 SPH PIVOT PLATE ASSY	<b>022680 Overton</b> <b>03717B-7 Overton</b>
	ASY019A	Ø 10 SPH BEARING PLATE ASSY	<b>045470 Deans</b> <b>D34018 Deans</b> <b>031821 Deans</b>
	ASY020A	M12 X 1.75 SPH PIVOT PLATE ASSY	<b>100-0034-KIT</b> <b>Peters</b>
	ASY023T	SPINDLE ASSY LONG=97 X M16 Ø32 ROLLER	<b>026426 Assy Deans</b>
	ASY024T	SPINDLE ASSY SHORT =71 X M16 Ø32 ROLLER	<b>026425 Assy Deans</b>

## BEARINGS, BUSHES & ROLLERS

IMAGE	PART NUMBER	DESCRIPTION	OE REFERENCES
	ASY029A	M14 SPH BOTTOM ASSY 35mm HGT	216760-ASY Peters
	ASY030A	M14 SPH BOTTOM ASSY 24mm HGT	217631-ASY Peters
	ASY031	Ø22 BEARING HOUSING ASSY	205580+90 Peters
	ASY033	RH SIDE NO1 DOOR MOUNTED BOTTOM BEARING ASSY Ø32 ROLLER	0101567 Deans
	ASY034	LH SIDE NO2 DOOR MOUNTED BOTTOM BEARING ASSY Ø32 ROLLER	0101568 Deans
	ASY040	BOTTOM BEARING BRACKET KKT Ø12 SPH BEARING (BRG046=12 X 22 X 7)	H102923 Deans
	BRG001A	PLAIN NYLON BEARING Ø22mm	205580 Peters
	BRG002A	TOP HAT NYLON FLANGE BEARING Ø22mm	200377 Peters



# BEARINGS, BUSHES & ROLLERS

IMAGE	PART NUMBER	DESCRIPTION	OE REFERENCES
	BRG003A	PLAIN NYLON BEARING Ø25mm	201421 Peters
	BRG008B	M10 X 1.5 LH MALE RODEND	203280 Peters B128 Ventura
	BRG009B	M10 X 1.5 RH MALE SPH RODEND	203281 Peters B127 Ventura
	BRG010B	M12 X 1.75 RH MALE SPH RODEND	203286 Peters 049651 Deans
	BRG012B- ASSY	1/2 UNF RH MALE SPH RODEND ASSY	E11311 Deans
	BRG013B- ASSY	7/16 UNF RH MALE SPH RODEND ASSY	E13306 Deans
	BRG015B	M14 X 2.0 RH MALE ROD END	BRG015B TDS
	BRG018B	M14 X 2.0 LH MALE SPH RODEND	BRG018B TDS

## BEARINGS, BUSHES &amp; ROLLERS

IMAGE	PART NUMBER	DESCRIPTION	OE REFERENCES
	BRG021B	Ø 14 SPH BEARING RACE O/D=34 X 13.5	216767 Peters
	BRG022B	Ø 25 FLANGED SPH NY-BEARING	0100559 Deans BRG022B TDS
	BRG023B	Ø 25 FLANGED SPH BEARING	216751 Peters
	BRG035	TOP NYLON BEARING	034641 Deans
	BRG037	Ø 14 SPH BEARING KGLM-14 OD=28 X 13.5 (ASY025)	0100605 Deans
	BRG040D	RODEND - PDS CYLINDER	200362 Peters
	BRG046	Ø 12 SPH BEARING EGLM-12 OD=22 X 7 (ASY040 & ASY027)	0100606 Deans
	BRG058	Ø 6 PLUG SLIDER LOWER SHAFT GUIDE RADIAL BEARING (PS) OD=19 X 6	0102265 Deans



# BEARINGS, BUSHES & ROLLERS

IMAGE	PART NUMBER	DESCRIPTION	OE REFERENCES
	BRG064	Ø 16mm DIA SPH BEARING RACE	0100287 Deans
	BRG065	CLOSED SLIDE CARRIAGE BEARING (PS)	048492 Deans
	BRG066	OPEN SLIDE CARRIAGE BEARING (PS)	H110116-010675 Deans
	BRG068B	Ø 10 X 6 X 12OD NY-SLEEVE (PS LOWER ARM)	0101454 Deans
	BRG070-01-KIT	DOUBLE LINK TRANSVERSE LINK ASSY (PS)	H102623 Deans
	BRG072	Ø 20 ROLLER BEARING OD=42 X 12 (PS ROLLER CARRIAGE)	048484 Deans
	BRG074	7/16" UNF LH MALE SPH ROD END	E13307 Deans 013307 Deans
	BRG080	M14 X 1.5 RH FEMALE THREAD TO Ø12 SPH ROD END	0108268 Deans

# BEARINGS, BUSHES & ROLLERS

BEARINGS, BUSHES & ROLLERS

IMAGE	PART NUMBER	DESCRIPTION	OE REFERENCES
	BRG085	M10 IGUBALL FEMALE RODEND	218058 Peters
	L500-05-ASSY-01	M14 UPPER BEARING BRACKET ASSY	L500-05-ASSY-01 TDS
	L500-09-ASSY-01	M14 LOWER BEARING BRACKET ASSY	L500-09-ASSY-01 TDS
	RLR001A	NYLON ROLLER Ø 22mm O/DIA X 17mm Ø 12.75mm I/DIA (PETERS BOTTOM BEARINGS)	205606 Peters
	RLR002A	NYLON ROLLER Ø 25mm O/DIA X 17mm Ø 12.75mm I/DIA (PETERS BOTTOM BEARINGS)	200435 Peters 200547 Peters E22156 Deans
	RLR003A	NYLON ROLLER Ø 32mm O/DIA X 17mm Ø 12.75mm I/DIA (DEANS BOTTOM BEARINGS)	026437 Deans
	RLR004A	NYLON ROLLER Ø 30mm O/DIA X 16mm Ø 12.75mm I/DIA (PETERS GUIDE SPINDLES)	205751 Peters 215593 Peters
	RLR005A	NYLON ROLLER Ø 32V O/DIA X 17mm Ø 9.65mm I/DIA (DEANS GUIDE ROLLERS)	E32682 Deans

# BEARINGS, BUSHES & ROLLERS

IMAGE	PART NUMBER	DESCRIPTION	OE REFERENCES
	A841	PS Ø10 BEARING ROLLER 6000 LLU. OD=26 X 8 (USED IN J796/K992)	<a href="#">A841 Ventura</a>
	A925	PS GUIDE ROLLER LR 202	<a href="#">A925 Ventura</a>
	B253	IG Ø16 NYLON BEARING BUSH ID=16 X 22 OD=22 F= Ø30 X 2.5 (DOORSHAFT TOP ARM)	<a href="#">B253 Ventura</a>
	B688	PS PIVOT BOLT 16 X M10 (BOTTOM SUPPORT)	<a href="#">B688 Ventura</a>
	B689	PS SHAFT BEARING BUSH IB=16.5. OD=21-23 LG=24. F= Ø 30 X 3.0 (PS/RS DOORSHAFT)	<a href="#">B689 Ventura</a>
	B708	PS Ø12 BEARING BUSH MFM-1216-10 ID=12.5 X 10. OD=16.25 F=22 X 2	<a href="#">B708 Ventura</a>
	B711	M8 X 1.25 RH MALE SPH RODEND (BRONZE)	<a href="#">B711 Ventura</a> <a href="#">BRG061 TDS</a>
	B712	M8 X 1.25 LH MALE SPH RODEND (BRONZE) (PS/RS CONNECTING RODS)	<a href="#">B712 Ventura</a> <a href="#">BRG062 TDS</a>
	C395	RUBBER BUSH 50MM NBR 65 (IG CYLINDERS)	<a href="#">C395 Ventura</a>

# BEARINGS, BUSHES & ROLLERS

BEARINGS, BUSHES & ROLLERS

IMAGE	PART NUMBER	DESCRIPTION	OE REFERENCES
	D105	PS GUIDE ROLLER Ø12 ROLLER BEARING OD=30 X 8	D105 Ventura
	D107	PS Ø12 BEARING BUSH ID=12 X 7. OD=14 F=19.75 X 1.0	D107 Ventura
	D112	IG3 Ø 25 BEARING BLOCK FLCTEY (DOORSHAFT)	D112 Ventura
	D552	PS Ø24 ROLLER ASSY ID=14 X 12	D552 Ventura
	D760	PS SPACER 16/10 L23.5	D760 Ventura
	D803	PS LOCATING BUSH (BOTTOM SUPPORT)	D803 Ventura
	E456	PS Ø25 GUIDE ROLLER OD=25 X 6.75. ID=18	E456 Ventura
	E464	PS Ø16 NYLON BEARING ID=16 X 9. OD=18 F=23.75 X 1	E464 Ventura

# BEARINGS, BUSHES & ROLLERS

IMAGE	PART NUMBER	DESCRIPTION	OE REFERENCES
	<b>E515</b>	PS CONNECTING ROD M8 X 50 ASSY	<b>E515 Ventura</b>
	<b>F169</b>	PS CONNECTING ROD M8 X 75 ASSY	<b>F169 Ventura</b>
	<b>E529</b>	PS Ø10 GUIDE ROLLER LR 200 2RSR OD=30 X 9	<b>E529 Ventura</b>
	<b>F170</b>	PS CONNECTING ROD M8 X 120 ASSY	<b>F170 Ventura</b>
	<b>F230</b>	PS CONNECTING ROD M8 X 90 ASSY	<b>F230 Ventura</b>
	<b>F640</b>	IG3 FLANGED BEARING BUSH Ø8 X 10 OD=10 (ACTIVE FLAP)	<b>F640 Ventura</b>
	<b>F681</b>	IG Ø14 PLAIN SPH BEARING DIN648 GE14 ID=14. OD=28 X 13.35 (DOORSHAFT TOP ARM)	<b>F681 Ventura</b>
	<b>G951</b>	IG4 PIVOT BOLT 21DIA M10	<b>G951 Ventura</b>
	<b>G968</b>	RS SPACER BUSH DIA 16-10 L=14	<b>G968 Ventura</b>
	<b>H072</b>	IG3 SHAFT BEARING BUSH IB=21. OD=29.25-30 LG=30. F= Ø 38 X 5	<b>H072 Ventura</b>

# BEARINGS, BUSHES & ROLLERS

BEARINGS, BUSHES & ROLLERS

IMAGE	PART NUMBER	DESCRIPTION	OE REFERENCES
	H074	IG3 Ø12.4 NYLON BEARING BUSH (IG3) BORE =12.4 OD=16.25 LG=10, F= Ø22 X 2.0 THK	H074 Ventura
	H096	RS PIVOT BOLT M12	H096 Ventura
	H119	IG4 SPACER BUSH 30 (DOOR MECHANISM)	H119 Ventura
	H750	PS/RS Ø 26 ROLLER ASSY OD=26 X 10. ID=21 X 8	H750 Ventura
	I162	IG4 SHAFT BEARING BUSH IB=21. OD=32-33 LG=30. F=Ø38 X 5	I162 Ventura
	I220	IG3 PIVOT POINT BOLT SHORT  # BEARING BUSH = H074	I220 Ventura
	I221	IG3 RING (DOORSHAFT)	I221 Ventura
	I261	PS BEARING BUSH Ø16 X 16.88 X Ø18 FLANGE Ø24 X 1.0 THK	I261 Ventura

# BEARINGS, BUSHES & ROLLERS

IMAGE	PART NUMBER	DESCRIPTION	OE REFERENCES
	I274	PS BUSH O/D=12, I/D=9, L=9.5	I274 Ventura
	I653	RS FLANGED BUSH Ø8.0 X 5.5 X Ø10 FLANGE Ø15.0 X 0.87 THK	I653 Ventura
	I714	IG4 GUIDING SHAFT ASSY 106 LG -96CTR X Ø28 WITH CABLE ENTRY  # ROLLER ASSY = J301	I714 Ventura
	I830	PS CONNECTING ROD M8 X 58 ASSY	I830 Ventura
	I893	IG4 GUIDING SHAFT ASSY 99 LG-89CTR X Ø28 WITH CABLE ENTRY  # ROLLER ASSY = J301	I893 Ventura
	I989	IG4 GUIDING SHAFT ASSY 87 LG-78CTR X Ø28 WITH CABLE ENTRY  # ROLLER ASSY = J301	I989 Ventura
	J301	IG Ø28mm GUIDE ROLLER ASSY (FITTED TO ALL GUIDING SHAFT ASSY)	J301 Ventura
	J405	PS CATCH BLOCK BOTTOM SUPPORT	J405 Ventura










# BEARINGS, BUSHES & ROLLERS






BEARINGS, BUSHES & ROLLERS

IMAGE	PART NUMBER	DESCRIPTION	OE REFERENCES
	K651	RS LINEAR BEARING 30mm KS30-B-PP	K651 Ventura
	J796	PS CABLE ROLLER ASSY (A841+B471)	J796 Ventura
	K437	PS SPINDLE ROLLER ASSY (D134+D136)	K437 Ventura
	K992	PS Ø30 PS ROLLER ASSY OD=30 X 15. ID=10 (A841+B442)	K992 Ventura
	L067	IG GUIDE ROLLER ASSY 85LG-75CTRS X Ø28  # ROLLER ASSY = J301	L067 Ventura
	L744	IG4 BEARING POINT (ACTIVE FLAP)	L744 Ventura
	L745	IG4 Ø8 BEARING BUSH ID=8.25 X 12. OD=9.12 F=13 X 0.42 (ACTIVE FLAP)	L745 Ventura
	L559	RS CONNECTING ROD M8 X 700 ASSY	L559 Ventura
	M117	RS CONNECTING ROD M8 X 955 ASSY	M117 Ventura

# BEARINGS, BUSHES & ROLLERS

IMAGE	PART NUMBER	DESCRIPTION	OE REFERENCES
	L782	IG4 Ø12.35 NYLON BEARING BUSH MFM ID=12.35 X 8 OD=18.0 F= Ø23.75 X 2.9	L782 Ventura
	L805	IG4 BEARING LOCK FLCTEY 20 (DOORSHAFT)	L805 Ventura
	L886	IG4 PIVOT POINT BOLT SHORT  # BEARING BUSH = H074	L886 Ventura
	M195	PS BUSH DIA=20-16 L=25 POM	M195 Ventura
	O731	IG GUIDE BLOCK (NBFL)	O731 Ventura
	P261	PS2 CATCH BLOCK BOTTOM SUPPORT	P261 Ventura
	T500	PS2 CONNECTING ROD \\ M8 X 41 ASSY	T500 Ventura
	T896	PS2 CONNECTING ROD M8 X 50 ASSY	T896 Ventura
	VA0317	IG4 GUIDING SHAFT ASS. 98mm LG X M10  # ROLLER ASSY = J301	VA0317 Ventura

## BRACKETS & PIVOTS

IMAGE	PART NUMBER	DESCRIPTION	OE REFERENCES
	ASY025	IG PIVOT BRACKET ASSY # Ø14 BEARING=BRG037	H105023 Deans
	BRK002A	IG DOOR GUIDE BRACKET	BRK002A TDS
	KIT010	IG DOORSHAFT PIVOT FIXING KIT	100-051-KIT Peters
	L500-05- ASSY-01	IG UPPER BEARING BRACKET ASSY # Ø14 BEARING=BRG021B	L500-05-ASSY-01 TDS
	L500-06-LH	IG DOOR GUIDE BRACKET LH	L500-06-LH TDS
	L500-06-RH	IG DOOR GUIDE BRACKET RH	L500-06-RH TDS
	L500-09- ASSY-01	IG LOWER BEARING BRACKET ASSY # Ø14 BEARING=BRG021B	L500-09-ASSY-01 TDS
	PVT010A	IG DOOR HINGE BLOCK LONG- Ø12.7 SPIGOT	E25408 Deans

## BRACKETS &amp; PIVOTS

IMAGE	PART NUMBER	DESCRIPTION	OE REFERENCES
	PVT011A	IG DOOR HINGE BLOCK SHORT- Ø12.7 SPIGOT	E25407 Deans
	PVT017-ASY	IG M14 UPPER BEARING PIVOT ASSY	PVT017-ASY TDS
	PVT018-ASY	IG M14 LOWER BEARING PIVOT ASSY	PVT018-ASY TDS
	PVT029	PS LOWER PIVOT ARM ASSY	088099 Deans
	B585	IG4 PIVOT BOLT M6	B585 Ventura
	B688	PS PIVOT BOLT M10 16DIA	B688 Ventura
	C924	PS CATCH PIN	C924 Ventura
	D545	PS CATCH PIN PLATE LH	D545 Ventura








## BRACKETS & PIVOTS

IMAGE	PART NUMBER	DESCRIPTION	OE REFERENCES
	D546	PS CATCH PIN PLATE RH	D546 Ventura
	D703	PS DOORSHAFT ADJUSTING BRACKET LH	D703 Ventura
	D704	PS DOORSHAFT ADJUSTING BRACKET RH	D704 Ventura
	E096	PS CATCH PIN PLATE RH	E096 Ventura
	E097	PS CATCH PIN PLATE LH	E097 Ventura
	E121	PS BOTTOM SUPPORT ASSY LH # PIVOT BOLT = B688 # CATCH BLOCK = D803	E121 Ventura
	E122	PS BOTTOM SUPPORT ASSY RH # PIVOT BOLT = B688 # CATCH BLOCK = D803	E122 Ventura
	E818	PS BOTTOM SUPPORT ASSY LH # PIVOT BOLT = B688 # CATCH BLOCK = D803	E818 Ventura

## BRACKETS &amp; PIVOTS









IMAGE	PART NUMBER	DESCRIPTION	OE REFERENCES
	F302	PS BOTTOM SUPPORT ASSY RH  # PIVOT BOLT = B688 # CATCH BLOCK = D803	F302 Ventura
	F913	PS DOORSHAFT ADJUSTER BRACKET LH 43mm	F913 Ventura
	F914	PS DOORSHAFT ADJUSTER BRACKET RH 43mm	F914 Ventura
	G379	IG3 LOWER SHAFT BRACKET LH  # BUSH = H074	G379 Ventura
	G951	IG4 M10 PIVOT BOLT 21DIA	G951 Ventura
	G955	IG SUSPENSION PIVOT PLATE	G955 Ventura
	G989	IG3 PIVOT PIN	G989 Ventura
	H437	IG3 DOORSHAFT SUPPORT RH  # PIVOT BOLT = G951	H437 Ventura

## BRACKETS & PIVOTS









IMAGE	PART NUMBER	DESCRIPTION	OE REFERENCES
	<b>H465</b>	IG3 DOORSHAFT SUPPORT RH  # PIVOT BOLT = G951	<b>H465</b> Ventura
	<b>H502</b>	IG3 GUIDING BRACKET LH	<b>H502</b> Ventura
	<b>H508</b>	IG3 GUIDING BRACKET RH	<b>H508</b> Ventura
	<b>H776</b>	IG3 BOTTOM SUPPORT LH 135  # PIVOT BOLT = G951	<b>H776</b> Ventura
	<b>H777</b>	IG3 BOTTOM SUPPORT RH 135  # PIVOT BOLT = G951	<b>H777</b> Ventura
	<b>I269</b>	PS BOTTOM SUPPORT LH  # PIVOT BOLT = B688 # CATCH BLOCK = J405	<b>I269</b> Ventura
	<b>I270</b>	PS2 BOTTOM SUPPORT RH  # PIVOT BOLT = B688 # CATCH BLOCK = J405	<b>I270</b> Ventura
	<b>I357</b>	IG3 DOORSHAFT SUPPORT ASSY LH 100  # PIVOT BOLT = G951	<b>I357</b> Ventura



## BRACKETS &amp; PIVOTS

IMAGE	PART NUMBER	DESCRIPTION	OE REFERENCES
	I358	IG3 DOORSHAFT SUPPORT ASSY RH 100  # PIVOT BOLT = G951	I358 Ventura
	J405	PS CATCH BLOCK BOTTOM SUPPORT	J405 Ventura
	L778	IG4 LOWER SHAFT (FLAP) BRKT  # BEARING BUSH = L782	L778 Ventura
	M592	IG4 GUIDING BRACKET LH	M592 Ventura
	M593	IG4 GUIDING BRACKET RH	M593 Ventura
	N058	IG4 BOTTOM SUPPORT LH ASSY 90  # PIVOT BOLT = G951	N058 Ventura
	N059	IG4 BOTTOM SUPPORT RH ASSY 90  # PIVOT BOLT = G951	N059 Ventura
	N427	IG4 PIVOT POINT	N427 Ventura

## BRACKETS & PIVOTS

IMAGE	PART NUMBER	DESCRIPTION	OE REFERENCES
	<b>N881</b>	IG4 BOTTOM SUPPORT LH ASSY 90  # PIVOT BOLT = G951	<b>N881 Ventura</b>
	<b>N882</b>	IG4 BOTTOM SUPPORT RH ASSY 90  # PIVOT BOLT = G951	<b>N882 Ventura</b>
	<b>O272</b>	PS2 BOTTOM SUPPORT LH  # PIVOT BOLT = B688 # CATCH BLOCK = P261	<b>O272 Ventura</b>
	<b>O273</b>	PS2 BOTTOM SUPPORT RH  # PIVOT BOLT = B688 # CATCH BLOCK = P261	<b>O273 Ventura</b>
	<b>O412</b>	IG4 PIVOT POINT BOTTOM (NBFL)	<b>O412 Ventura</b>
	<b>O413</b>	IG4 PIVOT POINT TOP (NBFL)	<b>O413 Ventura</b>
	<b>P256</b>	PS2 BOTTOM SUPPORT LH  # PIVOT BOLT = B688 # CATCH BLOCK = P261	<b>P256 Ventura</b>
	<b>P257</b>	PS2 BOTTOM SUPPORT RH  # PIVOT BOLT = B688 # CATCH BLOCK = P261	<b>P257 Ventura</b>

## BRACKETS &amp; PIVOTS

IMAGE	PART NUMBER	DESCRIPTION	OE REFERENCES
	S930	PS2 CYLINDER BRACKET	S930 Ventura
	T986	PS2 BOTTOM SUPPORT LH # PIVOT BOLT = B688 # CATCH BLOCK = P261	T986 Ventura
	T987	PS2 BOTTOM SUPPORT RH # PIVOT BOLT = B688 # CATCH BLOCK = P261	T987 Ventura
	U537	IG4 BOTTOM SUPPORT LH # PIVOT BOLT = G951	U537 Ventura
	U538	IG4 BOTTOM SUPPORT RH # PIVOT BOLT = G951	U538 Ventura
	VA3191	PS2 DOORSHAFT BRKT ASSY LH 28mm # PIVOT BOLT = B688	VA3191 Ventura
	VA3192	PS2 DOORSHAFT BRKT ASSY RH 28mm # PIVOT BOLT = B688	VA3192 Ventura
	VA3700	PS BOTTOM SUPPORT RH T-SLOT # PIVOT BOLT = B688	VA3700 Ventura

IMAGE	PART NUMBER	DESCRIPTION	OE REFERENCES
	BUT001-ASY-P	DRIVERS DOUBLE FLUSH BUTTON PNEUMATIC	216370 Peters 214185 Peters 032289 Deans D23582 Deans
	BUT002-ASY-P	INTERNAL DOUBLE BUTTON PNEUMATIC	216371 Peters 214186 Peters D23581 Deans
	BUT003-ASY-P	EXTERNAL EMERGENCY FLUSH BUTTON PNEUMATIC	216372 Peters 214187 Peters 031145 Deans
	BUT003-ASY-PC	EXTERNAL EMERGENCY FLUSH BUTTON PNEUMATIC BOOTED	BUT003-ASY-PC TDS
	BUT004-ASY-P	INTERNAL SINGLE CLOSE FLUSH BUTTON PNEUMATIC	216373 Peters 215168 Peters 031176 Deans
	BUT005-ASY-P	INTERNAL SINGLE OPEN FLUSH BUTTON PNEUMATIC	216374 Peters 215167 Peters
	BUT006-ASY-P	INTERNAL EMERGENCY RAISED BUTTON PNEUMATIC	216375 Peters 031175 Deans
	BUT007-ASY	DRIVERS DOUBLE FLUSH BUTTON ELECTRIC	216380 Peters

# BUTTONS










IMAGE	PART NUMBER	DESCRIPTION	OE REFERENCES
	BUT008-ASY	INTERNAL DOUBLE BUTTON ELECTRIC	216381 Peters
	BUT009-ASY	EXTERNAL EMERGENCY FLUSH BUTTON ELECTRIC	216382 Peters 031916 Deans
	BUT010-ASY	INTERNAL SINGLE CLOSE FLUSH BUTTON ELECTRIC	216383 Peters
	BUT011-ASY	INTERNAL SINGLE OPEN FLUSH BUTTON ELECTRIC	216384 Peters
	BUT012-ASY	INTERNAL EMERGENCY RAISED BUTTON ELECTRIC	216385 Peters
	BUT014-ASY-P	SINGLE BLACK FLUSH BUTTON PNEUMATIC	216444 Peters 214931 Peters 0106342 Deans
	BUT015-ASY	SINGLE BLACK FLUSH BUTTON ELECTRIC	216445 Peters
	BUT016-ASY-P	DOUBLE FLUSH BUTTON ELECTRIC OPEN PNEUMATIC CLOSE	216518 Peters

IMAGE	PART NUMBER	DESCRIPTION	OE REFERENCES
	BUT017-ASY-P	DOUBLE FLUSH BUTTON ELECTRIC & PNEUMATIC OPEN/CLOSE	217343 Peters
	BUT030B	ILLUMINATED GREEN DRIVERS CLOSE BUTTON - HALOGEN (BULB = BUT032B)	216302 Peters
	BUT031B	ILLUMINATED RED DRIVERS OPEN BUTTON - HALOGEN (BULB = BUT032B)	216301 Peters
	BUT032B	24V HALOGEN BULB FOR ILLUMINATED BUTTONS	216108 Peters
	BUT036C	RAMP REQUEST BUTTON	031595 Deans
	BUT039B-01	RED "DOOR OPEN" ILLUMINATED PUSH MOMENTARY BUTTON	DEP-00420 Wrights
	BUT041B-01	GREEN "DOOR CLOSE" ILLUMINATED PUSH MOMENTARY BUTTON	DEP-00347 Wrights
	BUT046-ASY	EXTERNAL EMERGENCY FLUSH BUTTON ELECTRIC (HOLD)	BUT046-ASY TDS

# BUTTONS









IMAGE	PART NUMBER	DESCRIPTION	OE REFERENCES
	BUT049-01	ILLUM LED BLUE DISABLED/PRAM ELEC BUTTON (3PIN W/PROOF)	<a href="#">BUT049-01 TDS</a>
	BUT050-01	ILLUM LED DOOR OPEN/CLOSE ELEC BUTTON (3PIN W/PROOF)	<a href="#">BUT050-01 TDS</a>
	BUT051-01	ILUM LED YELLOW POLE MOUNTED DOOR OPEN BUTTON	<a href="#">BUT051-01 TDS</a>
	BUT052B-01	CLEAR/RED "DOOR OPEN" ZENER15 ILLUMINATED PUSH MOMENTARY BUTTON	<a href="#">DEP-00472 Wrights</a>
	BUT202C	LARGE DOUBLE BUTTON PNEUMATIC	<a href="#">031143 Deans</a>
	BUT204C	LARGE DOUBLE BUTTON ELECTRIC	<a href="#">031142 Deans</a>
	BUT013A	BUTTON MICROSWITCH	<a href="#">216388 Peters</a> <a href="#">026752 Deans</a>
	VAL008P	BUTTON PNEUMATIC VALVE (N/C)	<a href="#">216389 Peters</a> <a href="#">216993-87 Peters</a> <a href="#">K922 Ventura</a>



IMAGE	PART NUMBER	DESCRIPTION	OE REFERENCES
	L169	BUTTON PNEUMATIC VALVE (N/O)	<a href="#">L169 Ventura</a>
	U181	3-WAY IP67 WATERPROOF MICROSWITCH (NO/NC)	<a href="#">U181 Ventura</a> <a href="#">ELE158-01 TDS</a>
	C250	ELECTRIC PUSH BUTTON N/O	<a href="#">C250 Ventura</a>
	D333	DISABLED BLUE ILLUMINATED BUTTON (SINGLE GLAZE)	<a href="#">D333 Ventura</a>
	F975	DISABLED BLUE ILLUMINATED BUTTON (DOUBLE GLAZE)	<a href="#">F975 Ventura</a>
	F995	OPEN GREEN ILLUMINATED BUTTON - 1 SIDE	<a href="#">F995 Ventura</a>
	G020	OPEN GREEN ILLUMINATED BUTTON (SINGLE GLAZE)	<a href="#">G020 Ventura</a>
	F017	CABLE CHT-46 CAPTRON PREMOUNTED	<a href="#">F017 Ventura</a>









# BUTTONS

IMAGE	PART NUMBER	DESCRIPTION	OE REFERENCES
	G907	EMERGENCY OPEN RAISED BUTTON PNEUMATIC (N/C)	G907 Ventura
	H694	DRIVERS DOUBLE FLUSH BUTTON PNEUMATIC (N/C)	H694 Ventura
	H907	DOOR BUTTON FLAP COVER	H907 Ventura
	I002	GREEN ELEC PUSH BUTTON	I002 Ventura
	I003	RED ELEC PUSH BUTTON	I003 Ventura
	I226	ELECTRIC PUSH BUTTON N/O	I226 Ventura
	I470	EMERGENCY OPEN RAISED BUTTON PNEUMATIC (N/O) # VALVE = L169 EARLIER VERSION	I470 Ventura
	I823	EMERGENCY OPEN FLUSH BUTTON ELECTRIC & PNEUMATIC (N/C)	I823 Ventura

IMAGE	PART NUMBER	DESCRIPTION	OE REFERENCES
	1824	DOUBLE BUTTON OPEN/ CLOSE ELECTRIC & PNEUMATIC (N/C)	1824 Ventura
	1898	INTERNAL EMERGENCY BUTTON PNEUMATIC	1898 Ventura
	1951	SINGLE RAISED BUTTON PNEUMATIC (N/C) / ELECTRIC	1951 Ventura
	1978	EMERGENCY DEVICE EXTERIOR INCL 1992	1978 Ventura
	1979	EXTERIOR CLOSE DEVICE	1979 Ventura
	J018	DOOR BUTTON COVER BLACK	J018 Ventura
	I226	ELEC PUSH BUTTON (N/O)	I226 Ventura
	1992	EMERGENCY OPEN RAISED BUTTON ELECTRIC/PNEUMATIC	1992 Ventura

# BUTTONS

IMAGE	PART NUMBER	DESCRIPTION	OE REFERENCES
	Q149-KIT (P661)	BUTTON CAPTRON 1 SIDE GREY WC	P661 Ventura
	J019	PUSH BUTTON COVER HELLA	J019 Ventura
	J618	DOUBLE FLUSH BUTTON PNEUMATIC (N/C)	J618 Ventura BUT001-ASY-P TDS
	L061	EMERGENCY OPEN BUTTON PNEUMATIC (N/O)	L061 Ventura
	L062	EMERGENCY BUTTON EXTERIOR COVER	L062 Ventura M970 Ventura
	L063	EMERGENCY BUTTON INTERIOR COVER YELLOW	L063 Ventura
	L866	DOUBLE FLUSH BUTTON PNEUMATIC (N/C) / ELECTRIC	L866 Ventura BUT001-ASY-PE TDS
	L876	EMERGENCY OPEN BUTTON PNEUMATIC (N/C)	L876 Ventura

IMAGE	PART NUMBER	DESCRIPTION	OE REFERENCES
	M491	RUBBER CAP PUSH BUTTON (N/O) WITH SEAL	M491 Ventura
	M492	EXTERNAL GREEN BUTTON COVER	M492 Ventura
	M494	PUSH BUTTON GREEN ELECTRIC	M494 Ventura
	M692	PUSH BUTTON RED PNEUMATIC (N/C)	M692 Ventura
	M979	EMERGENCY OPEN BUTTON YELLOW PNEUMATIC (NC) + ELECTRIC	M979 Ventura M971 Ventura
	0749	EMERGENCY BUTTON INTERIOR COVER RED	O749 Ventura
	0750	EMERGENCY BUTTON INTERIOR COVER GREY	O750 Ventura
	0752	DOUBLE BUTTON ELECTRIC	O752 Ventura

# BUTTONS

IMAGE	PART NUMBER	DESCRIPTION	OE REFERENCES
	P078	EMERGENCY PUSH BUTTON RED PNEUMATIC (N/C) + ELECTRIC	P078 Ventura
	P079	EMERGENCY PUSH BUTTON GREY/GREEN PNEUMATIC (N/C) + ELECTRIC	P079 Ventura
	U890	EMERGENCY COVER GREY - OPEN	U890 Ventura
	VA0006	EMERGENCY COVER GREY - CLOSE	VA0006 Ventura
	VA0124	EMERGENCY BUTTON GREY/RED PNEUMATIC NC + ELECTRIC	VA0124 Ventura
	VB2226	INTERNAL BUTTON COVER GREY	VB2226 Ventura
	VB2339	EMERGENCY BUTTON YELLOW ELECTRIC (WP MICROSWITCH)	VB2339 Ventura
	VB2340	EMERGENCY BUTTON GREY ELECTRIC (WP MICROSWITCH)	VB2340 Ventura

## CRANK ARM & STUB SHAFTS

CRANK ARM & STUB SHAFTS









IMAGE	PART NUMBER	DESCRIPTION	OE REFERENCES
	CRK002A	CRANK ARM R66	<a href="#">CRK002A TDS</a>
	CRK006A	CRANK ARM R57 PIN 12.7	214972 Peters
	CRK007A	CRANK ARM SPLINED ASSY # BEARING BUSH =BRG004B	217722 Peters
	CRK008A	CRANK ARM R57 HOLE 10	214654 Peters
	CRK014A	CRANK ARM R75 PIN 16	<a href="#">CRK014A TDS</a>
	CRK016A	CRANK ARM DOG CLUTCH	214195 Peters
	CRK017A	CRANK ARM LOWER COLLAR	214196 Peters
	CRK018A	CRANK ARM R54 HOLE 10	214944 Peters

## CRANK ARM & STUB SHAFTS

IMAGE	PART NUMBER	DESCRIPTION	OE REFERENCES
	CRK019A	CRANK ARM R87 HOLE 10	201456 Peters
	CRK020A	CRANK ARM R57 HOLE M12 X 1.75	CRK020A TDS
	CRK022A	CRANK ARM R59 HOLE	D25189 Deans
	CRK023A	CENTRE CRANK ARM WELD ASSY  # BEARING BUSH =BRG004B	214656 Peters
	CRK025A	CRANK ARM R80 PIN 16	CRK025A TDS
	CRK026	CRANK ARM R65 LH	360316 Overton
	CRK027	CRANK ARM R65 RH	360315 Overton 360625 Overton
	CRK031R	CLEVIS CRANK ARM  # FIT WITH BUSHES BRG030 X 2	212773R Peters



## CRANK ARM & STUB SHAFTS

IMAGE	PART NUMBER	DESCRIPTION	OE REFERENCES
	CRK033	ROUND CLEVIS 87C (FOR M10 SPH RODEND)	216759 Peters
	CRK106	UPPER SPRING COLLAR	214192 Peters
	CRK200	CRANK ARM R51 HOLE	013150 Deans
	CRK202	CRANK ARM R88 HOLE	D24169 Deans
	STB001A	STUB SHAFT ASSY-GLIDER 64mm Ø22	200328 Peters
	STB002A	STUB SHAFT ASSY-GLIDER 92mm Ø22	215572 Peters 214647 Peters
	STB003A	STUB SHAFT ASSY-GLIDER 98mm Ø22	217495 Peters
	STB004A	STUB SHAFT ASSY-FOLDER 84mm Ø22	200327 Peters

# CRANK ARM & STUB SHAFTS


IMAGE	PART NUMBER	DESCRIPTION	OE REFERENCES
	STB005A	STUB SHAFT ASSY Ø22 RH ELECTRIC FLUSH GLIDER	215357 Peters
	STB007A	STUB SHAFT ASSY- FOLDER & GLIDER 105mm Ø22	214448 Peters
	STB009A	STUB SHAFT ASSY-FOLDER 76mm Ø22 & Ø25	200510 Peters
	STB012A	STUBSHAFT D/SPLINED Ø22-25-22	217717 Peters
	STB013A	Ø25 DRIVE SHAFT PLAIN TDS DOORSHAFT	STB013A TDS
	STB017A	STUB SHAFT ASSY Ø22 RH ELECTRIC FOLDER	214430 Peters
	B470	PS MICROSWITCH CAM SHAFT 15mm	B470 Ventura
	VA1588	PS MICROSWITCH CAM SHAFT 12mm # SECURING SCREW = A210	VA1588 Ventura
	E420	PS SPACER ARM	E420 Ventura

# CYLINDERS & RAMS

# CYLINDERS & RAMS

IMAGE	PART NUMBER	DESCRIPTION	OE REFERENCES
	<b>CYL001-RK</b>	IG SEAL REPAIR KIT -Ø63 BORE PETERS (PARKER) CYLINDERS > 216365, 216366, 216367 & 216589	<b>216366-RK Peters</b>
	<b>CYL001U-12</b>	IG TDS CYLINDER Ø63 X 85 STROKE M16 X 1.5 MALE ROD END  # SEAL KIT = CYL202U-RK	<b>214443 Peters</b> <b>216366 Peters</b> <b>216993-64 Peters</b> <b>217430-002 Peters</b>
	<b>CYL004-11</b>	Ø63 X 85STR TDS UNIVERSAL PNEUMATIC CYLINDER KIT. M16 X 1.5 MALE ROD END # CYLINDER SEAL REPAIR KIT FOR ABOVE ONLY = CYL200U-RK	<b>TDSCYL004U-11</b> <b>for Peters cylinders replacement:-</b> <b>216993-04 Peters</b> <b>(East Lancs Omnidekka)</b>
	<b>CYL010U-11</b>	IG TDS CYLINDER Ø63 X 125 STROKE 7/16" UNF FEMALE THREADED END  # SEAL KIT = CYL200U-RK	<b>031130 Deans</b> <b>046101 Deans</b> <b>75-24209 Deans</b>
	<b>CYL010-RK-KIT</b>	IG SEAL REPAIR KIT Ø63 BORE DEANS (PARKER) CYLINDERS > 031130, 039039 & 046101	<b>039039 Deans</b>
	<b>CYL021U-11</b>	IG TDS CYLINDER Ø63 X 76 STROKE 7/16" UNF FEMALE THREADED END  # SEAL KIT = CYL200U-RK	<b>C23267 Deans</b> <b>024208 Deans</b> <b>031129 Deans</b> <b>046098 Deans</b>
	<b>CYL022U-11</b>	IG TDS CYLINDER Ø63 X 80 STROKE RP=345 M12 X 1.75 FEMALE THREADED END  # SEAL KIT = CYL200U-RK	<b>KNSC 063 058 080</b> <b>Overton (KV)</b>
	<b>CYL024U-11</b>	CYL022U-11 IG TDS CYLINDER Ø63 X 100 STROKE RP=365 M12 X 1.75 FEMALE THREADED END # SEAL KIT = CYL202U-RK	<b>KNSC 063 054 0100</b> <b>KNSC 063 120 0100</b> <b>KNSC 063 084 0100</b> <b>KNSC 063 058 0100</b> <b>KNSC 063 058 0114</b> <b>Overton(KV)</b>

## CYLINDERS &amp; RAMS









IMAGE	PART NUMBER	DESCRIPTION	OE REFERENCES
	<b>CYL026U</b>	IG TDS CYLINDER Ø63 X 156 STROKE M10 X 1.5 FEMALE THREADED END  # SEAL KIT = CYL202U-RK	<b>215011 Peters</b> <b>215046 Peters</b>
	<b>CYL027U</b>	IG TDS CYLINDER Ø63 X 125 STROKE M10 X 1.5 FEMALE THREADED END  # SEAL KIT = CYL202U-RK	<b>214853 Peters</b>
	<b>CYL028U-KIT</b>	IG TDS CYLINDER Ø50 X 90 STROKE M14 X 1.5 MALE ROD END  # SEAL KIT = CYL201U-RK	<b>0101517 Deans</b> <b>H108167 Deans</b>
	<b>CYL029U-KIT</b>	IG TDS CYLINDER Ø50 X 140 STROKE M14 X 1.5 MALE ROD END  # SEAL KIT = CYL201U-RK	<b>0101538 Deans</b> <b>H108271 Deans</b>
	<b>CYL030U-11</b>	IG TDS CYLINDER Ø63 X 76 STROKE M12 X 1.75 FEMALE THREADED END  # SEAL KIT = CYL202U-RK	<b>CYL030-11 TDS</b>
	<b>CYL034U-11</b>	IG TDS CYLINDER Ø63 X 80 STROKE RP365 M12 X 1.75 FEMALE THREADED END  # SEAL KIT = CYL202U-RK	<b>KN5C 063 056 080</b> <b>Overton(KV)</b>
	<b>CYL035U-11-KIT</b>	IG TDS CYLINDER Ø63 X 76 STROKE M16 X 1.5 MALE ROD END  # SEAL KIT = CYL203U-RK	<b>CYL035-11-KIT TDS</b>
	<b>CYL037U-11</b>	IG TDS CYLINDER Ø63 X 150 STROKE M12 X 1.75 FEMALE THREADED END  # SEAL KIT = CYL200U-RK	<b>0101495 Deans</b>

# CYLINDERS & RAMS




# CYLINDERS & RAMS

IMAGE	PART NUMBER	DESCRIPTION	OE REFERENCES
	<b>CYL046</b>	PS DEANS CYLINDER Ø40 X 115 STROKE	<b>0100316 Deans</b>
	<b>CYL071U</b>	IG TDS CYLINDER Ø63 X 156 STROKE FEMALE M12 X 1.75 THREADED END  # SEAL KIT = CYL202U-RK	<b>CYL071U TDS</b>
	<b>CYL075U-11</b>	IG TDS CYLINDER Ø63 X 100 STROKE M16 X 1.5 MALE ROD END  # SEAL KIT = CYL202U-RK	<b>CYL075U-11 TDS</b>
	<b>CYL075U-11-KIT</b>	IG TDS CYLINDER Ø63 X 100 STROKE FULL ASSY M16 X 1.5 MALE ROD END  # SEAL KIT = CYL202U-RK	<b>CYL075U-11-KIT TDS</b>
	<b>CYL200U-RK</b>	IG SEAL REPAIR KIT Ø63 BORE TDS CYLINDERS ONLY > CYL004U, CYL010U, CYL021U, CYL022U, CYL030U, CYL033U, CYL037U, CYL049U	<b>CYL200U-RK TDS</b>
	<b>CYL201U-RK</b>	IG SEAL REPAIR KIT Ø50 BORE TDS CYLINDERS ONLY > CYL028U, CYL029U	<b>CYL201U-RK TDS</b>
	<b>CYL202U-RK</b>	IG SEAL REPAIR KIT Ø63 BORE TDS CYLINDERS ONLY > CYL001U, CYL011U, CYL013U, CYL024U, CYL026U, CYL027U, CYL034U, CYL038U, CYL039U, CYL054U, CYL057U, CYL071	<b>CYL202U-RK TDS</b>
	<b>A723</b>	IG CYLINDER FORK JOINT 16 X 32 M16	<b>A723 Ventura</b>

## CYLINDERS &amp; RAMS

IMAGE	PART NUMBER	DESCRIPTION	OE REFERENCES
	<b>A725</b>	IG CYLINDER SPRING PIN (USED ON FORK A723)	<b>A725</b> Ventura
	<b>E820</b>	PS RODLESS CYLINDER ASSY Ø32 X 895 STROKE TDS REFURB SERVICE = E820-RK # BASE CYLINDER = E328 # SEAL REPAIR KIT = K586	<b>E820</b> Ventura
	<b>F168</b>	PS RODLESS CYLINDER ASSY Ø32 X 730 STROKE TDS REFURB SERVICE = F168-RK # SEAL REPAIR KIT = K587	<b>F168</b> Ventura
	<b>F922</b>	PS RODLESS CYLINDER ASSY Ø32 X 795 STROKE TDS REFURB SERVICE = F922-RK # SEAL REPAIR KIT = K585	<b>F922</b> Ventura
	<b>H836</b>	IG DOOR CYLINDER LH ASSY Ø50 X 125 STROKE INCL 1X P539 REED SWITCH # SEAL REPAIR KIT = H836- RK	<b>H836</b> Ventura <b>U345</b> Ventura
	<b>H837</b>	IG DOOR CYLINDER RH ASSY Ø50 X 125 STROKE INCL 2X P539 REED SWITCHES # SEAL REPAIR KIT = H836-RK	<b>H837</b> Ventura <b>U344</b> Ventura
	<b>H836-RK</b>	IG SEAL REPAIR KIT Ø50 BORE VENTURA FESTO CYLINDERS ONLY > H774, H836, H837	<b>H836-RK</b> Ventura
	<b>I486</b>	PS RODLESS CYLINDER ASSY Ø32 X 795 STROKE TDS REFURB SERVICE = I486-RK # SEAL REPAIR KIT = K585	<b>I486</b> Ventura

# CYLINDERS & RAMS

IMAGE	PART NUMBER	DESCRIPTION	OE REFERENCES
	<b>K585 K586 K587</b>	PS SEAL REPAIR KIT Ø32 BORE VENTURA PARKER RODLESS CYLINDERS Ø32 X 795, Ø32 X 895, Ø32 X 730, I486/F922, E820, F168	<b>K585, K586, K587</b> Ventura
	<b>L269</b>	RS RODLESS CYLINDER Ø32 X 1100 DGC FESTO  # BASE CYLINDER OF N013 ASSY	<b>L269</b> Ventura
	<b>N013</b>	RS RODLESS CYLINDER LH ASSY Ø32 X 1100  # BASE CYLINDER = L269	<b>N013</b> Ventura
	<b>O578</b>	PS RODLESS CYLINDER ASSY Ø32 X 815 STROKE TDS REFURB SERVICE = O578-RK	<b>O578</b> Ventura
	<b>P540-RK</b>	IG SEAL REPAIR KIT Ø50 BORE VENTURA CAMOZZI CYLINDERS ONLY > P540, Q097, U343	<b>P540-RK</b> Ventura <b>VA2981</b> Ventura
	<b>Q632</b>	RS ELECTRIC ACTUATOR ASSY Ø32 X 1065 STROKE	<b>Q632</b> Ventura
	<b>R643</b>	RS RODLESS CYLINDER LH ASSY Ø32 X 1100 # BASE CYLINDER = Q342 TDS REFURB SERVICE = R643-RK	<b>R643</b> Ventura
	<b>S882</b>	PS2 CYLINDER ASSY Ø32 X 105 STROKE	<b>S882</b> Ventura

## CYLINDERS &amp; RAMS

IMAGE	PART NUMBER	DESCRIPTION	OE REFERENCES
	<b>S957</b>	PS2 CYLINDER ASSY Ø25 X 604 STROKE	<b>S957 Ventura</b>
	<b>U343</b>	IG DOOR CYLINDER ASSY 50 X 125 STROKE INCL 3X P539 REED SWITCH  # SEAL REPAIR KIT = P540-RK	<b>U343 Ventura</b>
	<b>VA1280</b>	PS2 CYLINDER ASSY Ø25 X 625 STROKE	<b>VA1280 Ventura</b>
	<b>VA1283</b>	PS2 CYLINDER ASSY Ø25 X 700 STROKE	<b>VA1283 Ventura</b>
	<b>VA3604</b>	RS RODLESS CYLINDER ASSY Ø32 X 895 STROKE  # BASE CYLINDER = E328	<b>VA3604 Ventura</b>
	<b>VA8946</b>	PS2 CYLINDER ASSY Ø25 X 660 STROKE	<b>VA8946 Ventura</b>
	<b>VB2290</b>	IG DOOR CYLINDER Ø50 X 125 STROKE SEAL REPAIR KIT = VB3592 # PROXIMITY REED SWITCHES = P539	<b>VB2290 Ventura</b> <b>P540 Ventura</b>
	<b>VB2458</b>	IG DOOR CYLINDER Ø63 X 125 STROKE  # PROXIMITY REED SWITCH = P539	<b>VB2458 Ventura</b> <b>S234 Ventura</b>



IMAGE	PART NUMBER	DESCRIPTION	OE REFERENCES
	BUT013A	BUTTON/DOOR MICROSWITCH	216388 Peters 026752 Deans L201 Ventura
	ELE001A	100MM STROKE MICROSWITCH HOUSING BODY LENGTH =140	213213 Peters
	ELE002A	200MM STROKE MICROSWITCH HOUSING BODY LENGTH = 240	216766 Peters
	ELE004- ELE006A	12V MOTOR X 100 STR BRAKED SPINDLE ASSY	215729+8 Peters (Deans)
	ELE005- ELE006A	24V MOTOR X 100 STR BRAKED SPINDLE ASSY	215730+8 Peters (Deans)
	ELE005- ELE007A	24V MOTOR X 200 STR NON-BRAKED SPINDLE ASSY	215730+65 Peters (Deans)
	ELE009C	24V DOOR LOCK MOTOR	216604 Peters
	ELE011B	24V DC RELAY PLUG IN TYPE  # SEE PCB BOARD PCB001A	214640 Peters

## ELECTRICAL









IMAGE	PART NUMBER	DESCRIPTION	OE REFERENCES
	ELE012B	12V DC RELAY PLUG IN TYPE  # SEE PCB BOARD PCB001A	214641 Peters
	ELE015E	4AMP 24V CIRCUIT BREAKER  # USE WITH 24V MOTOR DRIVE	213660 Peters
	ELE016E	8AMP 12V CIRCUIT BREAKER  # USE WITH 12V MOTOR DRIVE	213670 Peters
	ELE028H	MICROSWITCH 4.7MM TABS (FITTED IN LINAK HOUSING)	ELE028H TDS
	ELE031T-01	12V E-DRIVE MOTOR ASSY  # 24V = ELE025T-01	ELE031T-01 TDS
	ELE099	MICROSWITCH V3 - ROLLER LEVER 6.35MM TABS	75/19869 Deans 298166 Peters ELE099 TDS
	ELE158-01	3-WAY IP67 WATERPROOF MICROSWITCH (NO/NC) V3 ASSY	U181 Ventura ELE158-01 TDS
	ELE158-02	2-WAY IP67 WATERPROOF MICROSWITCH (NO/NC) V3 ASSY	ELE158-02 TDS

IMAGE	PART NUMBER	DESCRIPTION	OE REFERENCES
	<b>ELE158-05</b>	2-WAY. IP67 M-SWITCH ASSY WATERPROOF (DEUTSCH PLUG)	<b>ELE158-05 TDS</b>
	<b>ELE616</b>	12/24V CD12 CONTROL UNIT 216774-MK5	<b>216774 Peters</b>
	<b>ELE619</b>	24V CD14 PNE CONTROL UNIT 217605	<b>217605 Peters</b>
	<b>KIT002-07</b>	LOW PRESSURE SWITCH KIT (DW40 ALTERNATIVE)	<b>033096 Deans</b>
	<b>LIT009-24</b>	17 LED DOWNLIGHT – 24V #UPGRADES EARLIER HALOGEN PDS VERSION	<b>LIT009-24 TDS</b> <b>216392+3 Peters</b>
	<b>PCB001A</b>	UNIVERSAL PCB PDS # SEE PLUGIN RELAYS ELE011B + ELE012B	<b>215898 Peters</b>
	<b>PNE001A</b>	REED SWITCH PROXIMITY SENSOR NORMALLY OPEN STATE (BOSCH)	<b>216993-09 Peters</b> <b>214760 Peters</b>
	<b>PNE013B</b>	REED SWITCH PROXIMITY SENSOR NORMALLY OPEN STATE (FESTO)	<b>PNE013B TDS</b>

## ELECTRICAL

IMAGE	PART NUMBER	DESCRIPTION	OE REFERENCES
	PNE018B	REED SWITCH PROXIMITY SENSOR NORMALLY CLOSED STATE (FESTO)	PNE018B TDS
	PNE028U	REED SWITCH PROXIMITY SENSOR (PARKER)	049597 Deans H108537 Deans
	PNE050U	REED SWITCH MINI INLINE 8MM (RODLESS CYLINDERS)  # SEE PNE059 – CONN CABLE	049486 Deans
	A358	PRESSURE SWITCH WABCO NC 2 BAR M12 X 1.5	A358 Ventura
	A368	PS ROLLER LEVER OPEN CLOSE MICROSWITCH  # SECURING SCREW - B396	A368 Ventura
	C248	ELECTRIC CONTROL UNIT MTS PX	C248 Ventura
	C249	PRESSURE SWITCH WABCO NO 4 BAR M12 X 1.5	C249 Ventura
	C260	POTENTIOMETER CABLE ASSY 125 DEGS MOVEMENT	C260 Ventura

IMAGE	PART NUMBER	DESCRIPTION	OE REFERENCES
	C334	PRESSURE SWITCH WABCO NC 4 BAR M12 X 1.5	C334 Ventura
	D331-001 D331-003 D331-004 D331-005	SENSITIVE EDGE 1905 SENSITIVE EDGE 1930 SENSITIVE EDGE 1870 SENSITIVE EDGE 1980 (ALL NO RESISTOR)	D331-001 Ventura D331-003 Ventura D331-004 Ventura D331-005 Ventura
	D331-010 D331-014 D331-021	SENSITIVE EDGE 1895 SENSITIVE EDGE 1955 SENSITIVE EDGE 2030 (ALL NO RESISTOR)	D331-010 Ventura D331-014 (068) Ventura D331-021 Ventura
	D331-022 D331-023 D331-024 D331-025	SENSITIVE EDGE 1760 SENSITIVE EDGE 1715 SENSITIVE EDGE 1800 SENSITIVE EDGE 2000 (ALL NO RESISTOR)	D331-022 Ventura D331-023 Ventura D331-024 Ventura D331-025 Ventura
	D331-040 D331-073	SENSITIVE EDGE 1850 SENSITIVE EDGE 1780 (ALL NO RESISTOR)	D331-040 (008) Ventura D331-073 Ventura
	D331-002 D331-051 D331-060	SENSITIVE EDGE 1778 SENSITIVE EDGE 1910 SENSITIVE EDGE 1800 (ALL HAVE 1.2 K OHM RESISTOR)	D331-002 (072) Ventura D331-051 Ventura D331-060 Ventura
	D331-041 D331-042 D331-065	SENSITIVE EDGE 1970 SENSITIVE EDGE 1840 SENSITIVE EDGE 1920 (ALL HAVE 8.2 K OHM RESISTOR)	D331-041 Ventura D331-042 (081) Ventura D331-065 Ventura
	D340	POTENTIOMETER CABLE ASSY 180 DEGS MOVEMENT	D340 Ventura

## ELECTRICAL









IMAGE	PART NUMBER	DESCRIPTION	OE REFERENCES
	E135	SENS EDGE FEMALE MOLEX PIN	E135 Ventura
	E136	SENSE EDGE MALE MOLEX PIN (FEMALE SHOWN)	E136 Ventura
	E286	PS SPIRAL CABLE ASSY	E286 Ventura
	E398	24V DOOR BUZZER	E398 Ventura
	I187	POTENTIOMETER CABLE ASSY 125 DEGS MOVEMENT	I187 Ventura
	I581	IG3 SPIRAL CABLE ASSY	I581 Ventura
	I822	PRESSURE SWITCH WABCO NO 2 BAR M12 X 1.5	I822 Ventura
	J278	RS SPIRAL CABLE ASSY	J278 Ventura
	L190	SENS EDGE 2 POLE MALE CONNECTOR	L190 Ventura
	L285	SENS EDGE 2 POLE MALE CONNECTOR (MALE SHOWN)	L285 Ventura

IMAGE	PART NUMBER	DESCRIPTION	OE REFERENCES
	L312	PS2/RS ROLLER LEVER OPEN CLOSE MICROSWITCH	L312 Ventura
	L317	PS/RS CABLE LOOM ADAPTER 2-12 POLE	L317 Ventura
	M386	12V DOOR BUZZER	M386 Ventura
	N670	IG4 NBFL SPIRAL CABLE ASSY	N670 Ventura
	O500	IG4 SPIRAL CABLE ASSY	O500 Ventura
	P535	SOLENOID 24VDC DIN B U77  # USED ON P807/P542 VALVES	P535 Ventura
	P539	REED SWITCH PROXIMITY SENSOR NORMALLY OPEN STATE (CAMOZZI)	P539 Ventura H864 Ventura
	Q609	REED SWITCH PROXIMITY SENSOR NORMALLY OPEN STATE - AMP SUPERSEAL	Q609 Ventura
	Q619	IGE ELEC LINEAR ACTUATOR	Q619 Ventura

## ELECTRICAL

IMAGE	PART NUMBER	DESCRIPTION	OE REFERENCES
	VA0739	PS2 SPIRAL CABLE ASSY	VA0739 Ventura
	VA3302	IG4 NBFL - FOOT SHORT SIDE SENSITIVE EDGE	VA3302 Ventura
	VA3699	IG4 NBFL - FOOT LONG SIDE SENSITIVE EDGE	VA3699 Ventura
	VA3704	IG4 NBFL DOOR LEAF CABLE LOOM 2/2 POLE	VA3704 Ventura
	VA6134	RS LEVER MICROSWITCH NORMALLY OPEN (SCHALTBAU)	VA6134 Ventura
	VA6346	RS 12V LATCHING RELAY	VA6346 Ventura
	VA7226	DOOR CONTROLLER – ADL IGE	VA7226 Ventura
	VA7228	DOOR CONTROLLER – ADL PSE	VA7228 Ventura
	VA8616	DOOR CONTROLLER - MELLOR RS	VA8616 Ventura T129 (ALT) Ventura



## FABRICATED & PLATES

IMAGE	PART NUMBER	DESCRIPTION	OE REFERENCES
	BRG050F	RH BEARING PLATE (SHELFPLATE)	200273 Peters
	BRG051F	LH BEARING PLATE (SHELFPLATE)	200274 Peters
	L500-51-116 L500-51-192 L500-51-252 L500-52-270 L500-51-316	IG DOORSHAFT SLIDE PLATE (LOWER DOORSHAFT ARMS)	L500-51-116 TDS L500-51-192 TDS L500-51-252 TDS L500-52-270 TDS L500-51-316 TDS
	PLT002A	IG DOUBLE TAPPED PLATE	201352 Peters
	PLT003A	IG SPH BEARING PLATE	215554 Peters
	PLT017	IG ANTI RATTLE PLATE	PLT017 TDS 118438 Peters
	PLT041	IG BEARING PLATE	217113 Peters
	PLT043	IG CYLINDER MICROSWITCH PLATE  # MS = BUT013A	028048 Deans









# FABRICATED & PLATES

IMAGE	PART NUMBER	DESCRIPTION	OE REFERENCES
	PLT053	PS GUIDE RAIL - DEANS	H102615 Deans
	PLT100B	IG SEAL RETAINING PLATE 2200 X 20 BLACK	026414 Deans
	PLT100-1340	IG SEAL RETAINING PLATE 1340 X 20 BLACK	215575 Peters
	PP004-CH	IGE CLUTCH PIN  # SEE ASY200T-01	PP004-CH TDS
	PP005-CH	IGE CLUTCH SLIDE ARM  # SEE ASY200T-01	PP005-CH TDS
	SPL023	IG DOOR GUIDE SPINDLE LONG 16 X 97L	026426 Deans
	SPL024	IG DOOR GUIDE SPINDLE SHORT 16 X 71L	026425 Deans
	B390	PS MOUNT PLATE M3 (A368 MSWITCH)	B390 Ventura
	B470	PS SWITCH CAM SHAFT	B470 Ventura
	VA1588	PS SWITCH CAM SHAFT	VA1588 Ventura







## FABRICATED & PLATES

IMAGE	PART NUMBER	DESCRIPTION	OE REFERENCES
	C130	IG TAPPING STRIP 2 X M8	C130 Ventura
	C924	PS CATCH PIN	C924 Ventura
	D102	PS CAM ROLLER BRACKET	D102 Ventura
	D135	PS CABLE TENSION BRACKET	D135 Ventura
	D538	THREAD BLOCK 2 X M12	D538 Ventura
	D545	PS CATCH PIN PLATE LH # CATCH BLOCK = D803	D545 Ventura
	D546	PS CATCH PIN PLATE RH # CATCH BLOCK = D803	D546 Ventura
	E096	PS CATCH PIN PLATE RH # CATCH BLOCK = D803	E096 Ventura






## FABRICATED & PLATES

IMAGE	PART NUMBER	DESCRIPTION	OE REFERENCES
	<b>E097</b>	PS CATCH PIN PLATE LH # CATCH BLOCK = D803	<b>E097</b> Ventura
	<b>G955</b>	IG SUSPENSION PLATE	<b>G955</b> Ventura
	<b>H047</b>	IG3 DOORSHAFT HEIGHT ADJUSTER	<b>H047</b> Ventura
	<b>H132</b>	PS POTENTIOMETER PLATE	<b>H132</b> Ventura
	<b>H502</b>	IG3 GUIDING BRACKET LH	<b>H502</b> Ventura
	<b>H508</b>	IG3 GUIDING BRACKET RH	<b>H508</b> Ventura
	<b>H685</b>	IG HANDRAIL END PIECE	<b>H685</b> Ventura
	<b>H714</b>	IG SLIDE PLATE LH	<b>H714</b> Ventura





## FABRICATED &amp; PLATES

IMAGE	PART NUMBER	DESCRIPTION	OE REFERENCES
	H793	IG SLIDE PLATE RH	H793 Ventura
	I275	PS CATCH WEDGE LH # CATCH BLOCK = J405	I275 Ventura
	I276	PS CATCH WEDGE RH # CATCH BLOCK = J405	I276 Ventura
	I366	PS DOOR ARM LH (ADL)	I366 Ventura
	I367	PS DOOR ARM RH (ADL)	I367 Ventura
	I500	PS CONTROL PLATE	I500 Ventura
	1995	IG SLIDE PLATE LH EXTENDED	1995 Ventura
	1996	IG SLIDE PLATE RH EXTENDED	1996 Ventura







## FABRICATED & PLATES

IMAGE	PART NUMBER	DESCRIPTION	OE REFERENCES
	J593	LEVER BLOCK 15mm	J593 Ventura
	J597	PS MOUNT PLATE M3 (L312 MSWITCH)	J597 Ventura
	K522	IG SLIDE PLATE LH	K522 Ventura
	K523	IG SLIDE PLATE RH	K523 Ventura
	L737	IG4 FLAP FRAME SIDE PLATE	L737 Ventura
	L778	IG4 FLAP BRACKET	L778 Ventura
	M918	IG SLIDE PLATE LH SMALL	M918 Ventura
	M919	IG SLIDE PLATE RH SMALL	M919 Ventura

## FABRICATED &amp; PLATES

IMAGE	PART NUMBER	DESCRIPTION	OE REFERENCES
	<b>O281</b>	PS2 CATCH WEDGE LH # CATCH BLOCK = P261	<b>O281</b> <a href="#">Ventura</a>
	<b>O282</b>	PS2 CATCH WEDGE RH # CATCH BLOCK = P261	<b>O282</b> <a href="#">Ventura</a>
	<b>O664</b>	IG4 ADAPTER SLIDE PLATE (NBFL)	<b>O664</b> <a href="#">Ventura</a>
	<b>M717</b>	IG4 GUIDING BRACKET	<b>M717</b> <a href="#">Ventura</a>
	<b>M918</b>	IG SLIDE PLATE LH SMALL	<b>M918</b> <a href="#">Ventura</a>
	<b>M919</b>	IG SLIDE PLATE RH SMALL	<b>M919</b> <a href="#">Ventura</a>
	<b>N427</b>	PS PIVOT POINT PLATE	<b>N427</b> <a href="#">Ventura</a>
	<b>P840</b>	IG4 TAPPING PLATE M5	<b>P840</b> <a href="#">Ventura</a>

# FABRICATED & PLATES

IMAGE	PART NUMBER	DESCRIPTION	OE REFERENCES
	<b>S851</b>	PS DOOR ARM LH  # ALL OTHER ARM VARIANTS AVAILABLE	<b>S851</b> Ventura
	<b>S852</b>	PS DOOR ARM RH  # ALL OTHER ARM VARIANTS AVAILABLE	<b>S852</b> Ventura
	<b>S986</b>	PS CYLINDER EXTENSION	<b>S986</b> Ventura
	<b>VA0912</b>	PSE ROLLER BRACKET	<b>VA0912</b> Ventura
	<b>VA1109</b>	PSE SPINDLE NUT MOUNT PLATE	<b>VA1109</b> Ventura
	<b>VA2343</b>	IG4 PORTAL PROFILE LH (P072)	<b>VA2343</b> Ventura
	<b>VA2344</b>	IG4 PORTAL PROFILE LH (P072)	<b>VA2344</b> Ventura
	<b>VA8529</b>	PSE PLATE SPINDLE NUT	<b>VA8529</b> Ventura
	<b>VA8532</b>	PS2 SWITCH CAM BRACKET	<b>VA8532</b> Ventura



## FIXINGS, SPACERS & STOPS

IMAGE	PART NUMBER	DESCRIPTION	OE REFERENCES
	ASY070	IG BUMP STOP ASSY	0102437 Deans
	GDE001A	IG GUIDE SHOE	GDE001A TDS
	L500-50-01/2/3	IG ACTIVE BUMP STOP ASSY BLACK = 01 CREAM = 02 BLUE = 03	H102672 Deans L500-50-01/2/3 TDS
	SCR31460-A4	M14 X 60 SOC HD SCREW (TDS IG DOORSHAFTS)	SCR31460-A4 TDS
	SCR41640-A2	M16 X 40 SOC HD SHOULDER BOLT X M12 (REAR IG CYLINDER SECURE)	SCR41640-A2 TDS
	SPA010	Ø14.0 BORE X 13.0 PIVOT SPACER	E24527 Deans
	SPA011	Ø14.0 BORE X 10.0 PIVOT SPACER	E26099 Deans
	SPA012	Ø12.7 BORE X 7.5 PIVOT SPACER	025071 Deans

## FIXINGS, SPACERS & STOPS







IMAGE	PART NUMBER	DESCRIPTION	OE REFERENCES
	SPA037	REAR PIVOT BEARING SPACER	106981 Deans
	SPL001A	CAP NUT	201351 Peters
	STP002 STP003 STP004 STP012	M6 X 20(16) RUBBER STOP M10 X 60(25) RUBBER STOP M8 X 60(22) RUBBER STOP M16 X 90(22) RUBBER STOP	STP002 TDS STP003 TDS STP004 TDS STP012 TDS H102289 Deans
	B706	PS ROLLER BOLT M10 X 40	B706 Ventura
	C492	IG VIBRATION DAMPER 20 X 15	C492 Ventura
	D539	PS DOOR ARM TORX FIXING M12 X 30	D539 Ventura
	D760	PS ROLLER SPACER 16/10  # ROLLER = H750, SECURE BOLT = B706	D760 Ventura
	G202	IG RUBBER ENDSTOP	G202 Ventura

## FIXINGS, SPACERS & STOPS

# FIXINGS, SPACERS & STOPS

IMAGE	PART NUMBER	DESCRIPTION	OE REFERENCES
	G932	IG HANDRAIL BOLT	G932 Ventura
	H047	IG3 DOORSHAFT HEIGHT ADJUSTER	H047 Ventura
	H119	IG DOOR MECH SPACER 30MM	H119 Ventura
	H470	IG PRECISION BOLT LOW	H470 Ventura
	H901	IG HANDRAIL PLASTIC SPACER	H901 Ventura
	I221	IG3 PIVOT SPACER RING (DOORSHAFT ARM)	I221 Ventura
	I371	PS OVERCENTRE SOFT STOPPER ASSY	I371 Ventura
	I571	PLUG FOR PROFILE H553	I571 Ventura

## FIXINGS, SPACERS & STOPS

IMAGE	PART NUMBER	DESCRIPTION	OE REFERENCES
	L812	IG4 DOORSHAFT HEIGHT ADJUSTER M16 X 100	L812 Ventura
	L886	IG4 PIVOT POINT BOLT	L886 Ventura
	M414	PROFILE L463 - PLUG FOR SENS EDGE WIRE ENTRY	M414 Ventura
	N860	TOGGLE NUT M8	N860 Ventura
	M236	IG SPACER POM L=20	M236 Ventura
	O697	PS SOFT STOP ASSY	O697 Ventura
	O699	PS SOFT STOP ASSY	O699 Ventura
	S685	PS END STOP ASSY	S685 Ventura

## GEARS, SPRINGS & CABLES

IMAGE	PART NUMBER	DESCRIPTION	OE REFERENCES
	<b>GER301</b>	PULLEY 18T (EDRIVE GEARBOX)	<a href="#">GER301 TDS</a>
	<b>GER302</b>	PULLEY 48T (EDRIVE GEARBOX)	<a href="#">GER302 TDS</a>
	<b>GER601</b>	PULLEY BELT 174 (EDRIVE GEARBOX)	<a href="#">GER601 TDS</a>
	<b>GER603</b>	DRIVE BELT GREEN -3MTR	<a href="#">0105149 Deans</a>
	<b>GER606</b>	DRIVE BELT BLACK - 3MTR	<a href="#">0101111 Deans</a>
	<b>LCK302-2000</b>	CABLE INNER 2000 X 1.5 PEAR END	<a href="#">LCK302-2000 TDS</a>
	<b>LCK302-3000</b>	CABLE INNER 3000 X 1.5 PEAR END	<a href="#">LCK302-3000 TDS</a>
	<b>LCK303</b>	CABLE OUTER SLEEVE	<a href="#">LCK303 TDS</a>
	<b>SPG002</b>	TORSION SPRING – TDS FLAPS	<a href="#">SPG002A TDS</a>

## GEARS, SPRINGS & CABLES

IMAGE	PART NUMBER	DESCRIPTION	OE REFERENCES
	SPG003A	STD COMPRESSION SPRING (EDRIVE SLIDE CLUTCH)	<a href="#">SPG003A TDS</a>
	SPG004	CLOSE COILED TENSION SPRING 9.6mm - 600+800 LENGTHS (TDS SENS EDGE)	<a href="#">SPG004 TDS</a>
	SPG007	COMPRESSION SPRING (DOG CLUTCH)	214183 Peters
	SPG008	DEANS 600L SMALL SPRING	<a href="#">0104492 Deans</a>
	SPG010	FULL LOOPS EXTENSION SPRING (GLIDER DOOR LOCK)	216023 Peters
	SPG012	COMPRESSION SPRING	<a href="#">068004 Deans</a>
	SPG015	INNER SPRING (DOG CLUTCH)	214642 Peters
	SPG019	KKT HEIGHT ADJUST SPRING	<a href="#">0100604 Deans</a>

## GEARS, SPRINGS & CABLES

IMAGE	PART NUMBER	DESCRIPTION	OE REFERENCES
	SPG021	INNER CLUTCH SPRING	<b>0101248</b> Deans
	B704	PS CABLE – 1225	<b>B704</b> Ventura
	B705	PS CABLE - 1485	<b>B705</b> Ventura
	C714	TOOTHED BELT PULLEY HTD36-3M-15	<b>C714</b> Ventura
	D172	PS CABLE – 1314	<b>D172</b> Ventura
	D535	PS CABLE - 1214	<b>D535</b> Ventura
	E324	PSE SPRING - EMERGENCY CYLINDER	<b>E324</b> Ventura
	F164	PS CABLE - 1410	<b>F164</b> Ventura
	J400	PS CABLE ASSY – 1314	<b>J400</b> Ventura
	J407	PS CABLE ASSY – 1214 # BRACKET = D135	<b>J407</b> Ventura
	K745	IG3 FLAP TORSION SPRING	<b>K745</b> Ventura

## GEARS, SPRINGS & CABLES

IMAGE	PART NUMBER	DESCRIPTION	OE REFERENCES
	O574	PS CABLE ASSY – 1234 # BRACKET = D135	O574 Ventura
	O575	PS CABLE - 1234	O575 Ventura
	S555	IG4 FLAP TORSION SPRING	S555 Ventura
	S929	PS2 CABLE ASSY – 1579	S929 Ventura
	S951	PS2 CABLE – 1579	S951 Ventura
	VA8634	PS2 CABLE - 1560	VA8634 Ventura
	VA0946	PS2E MOTOR SHAFT COUPLER	VA0946 Ventura
	VA1035	PS2 CABLE – 1425	VA1035 Ventura
	VA1829	PS2 CABLE – 1575 (NO EYELET VERSION)	
	VA7083	RS EMERGENCY CABLE ASSY (FOR VA7860)	VA7083 Ventura



# LOCKS, HANDLES & COVERS

# LOCKS, HANDLES & COVERS

IMAGE	PART NUMBER	DESCRIPTION	OE REFERENCES
	HDL001A	IG GRAB HANDLE BLACK POLYAMIDE	214788 Peters 027645 Deans
	HDL003A	IG EMERGENCY RELEASE (CABLE OPERATED)	HDL003T TDS 8F071169 Deans
	HDL003T-003	INTERNAL EMERGENCY RELEASE HANDLE & CABLE X 2.0MTRS ASSY	HDL003T-003 TDS
	HDL003T-005	INTERNAL EMERGENCY RELEASE HANDLE & CABLE X 3.0MTRS KIT	HDL003T-005 TDS
	HDL007T-J2	EXTERNAL ROTARY LOCKABLE HANDLE WITH 2-KEYS (TREKABUS)	HDL007T-J2 TDS
	HDL010A	EXTERNAL PULL HANDLE LOCKABLE & KEY 137	217083 Peters
	HDL011D	55MM CONNECTOR KIT-62288 (FOR USE WITH HDL010)	216323 Peters
	HDL028E-ASSY	OPEN PULL HANDLE - LOCK & KEY	400039 Peters

# LOCKS, HANDLES & COVERS

IMAGE	PART NUMBER	DESCRIPTION	OE REFERENCES
	HDL037	PUSH BUTTON LOCKING HANDLE	<a href="#">HDL037 TDS</a>
	HDL039T-J2	EXTERNAL ROTARY LOCKABLE HANDLE (GLASS MOUNTED MELLOR BUS)	<a href="#">HDL039T TDS</a>
	LCK005-01	INTERNAL DOOR PANEL WING LOCK ASSY	<a href="#">LCK005-01 TDS</a>
	LCK006-02	EXTERNAL DOOR PANEL LOCK KIT  # 8mm SQUARE KEY = LCK201	<a href="#">LCK006-02 TDS</a>
	LCK008	PETERS LOCK BARREL & KEYS SET	<b>216229 Peters</b>
	LCK013	LH ROTARY 2-POINT LATCH	<b>216776 Peters</b>
	LCK014	RH ROTARY 2-POINT LATCH (LH SHOWN)	<b>216775 Peters</b>
	LCK039	LH LATCH BLACK CATCH	<b>215529 Deans</b>
	LCK040	RH LATCH BLACK CATCH (LH SHOWN)	<b>215656 Deans</b>
	LCK047	LOCK STRIKER KEEP BRASS WITH MAG SWITCH	<a href="#">LCK047 TDS</a>

## LOCKS, HANDLES &amp; COVERS

IMAGE	PART NUMBER	DESCRIPTION	OE REFERENCES
	LCK100A	SPARE KEY REF 137 (FOR TDS HDL004/7/10) -A2 = REF 146 -A3 = REF 150 -A4 = REF 124	LCK100A TDS
	LCK112-KIT	PETERS GLIDER DOOR LOCK REFURBISHMENT KIT	LCK112-KIT TDS
	C199	PS RECESSED GRIP HANDLE (GLASS MOUNTED)	C199 Ventura
	C272	IG HANDRAIL BOLT CAP	C272 Ventura
	H907	DOOR BUTTON FLAP COVER ASSY (EXTERNAL MOUNT)	H907 Ventura
	J714	RS LOCK ASSY 1048-U14	J714 Ventura
	J716	RS LOCK CYLINDER (KEY EK333)	J716 Ventura
	O201	MANUAL RAMP HANDLE SS	O201 Ventura

# LOCKS, HANDLES & COVERS

IMAGE	PART NUMBER	DESCRIPTION	OE REFERENCES
	T336	IG4 COVER LOCK HOLE LH # OPPOSITE RH = T337	T336 Ventura
	VA0290	PS RECESSED GRIP HANDLE (GLASS MOUNTED)	VA0290 Ventura
	VA0439	IG4 HAND GRIP WITH LOCK HOLE	VA0439 Ventura
	VA3447	MANUAL RAMP HANDLE	VA3447 Ventura
	VA4644	PS RECESSED GRIP HANDLE (GLASS MOUNTED)	VA4644 Ventura
	VA5629	IG LOCK HOLE COVER	VA5629 Ventura
	VB1319	RS EMERGENCY HANDLE INTERIOR # HANDLE GRIP = VA7984	VB1319 Ventura
	VB3055	RS EMERGENCY HANDLE EXTERIOR WITH LOCK # LOCK CYLINDER = J716 # HANDLE GRIP = VA7984 # MICROSWITCH = VA6134	VB3055 Ventura

# PNEUMATIC FITTINGS

# PNEUMATIC FITTINGS

IMAGE	PART NUMBER	DESCRIPTION	OE REFERENCES
	FIT001A	4mm BLANKING PLUG	<b>203197</b> Peters <b>060005</b> Deans <b>F678</b> Ventura
	FIT002A	6mm BLANKING PLUG	<b>203198</b> Peters <b>060051</b> Deans
	FIT057	8mm BLANKING PLUG	<b>FIT057</b> TDS
	FIT003A	4mm SLIM EQUAL Y CONNECTOR	<b>203258</b> Peters <b>0104644</b> Deans
	FIT004B	4mm ELBOW X 1/8 BSP	<b>203403</b> Peters
	FIT005B	4mm ELBOW X 1/4 BSP	<b>203404</b> Peters
	FIT006B	6mm ELBOW X 1/8 BSP	<b>203405</b> Peters <b>060017</b> Deans <b>A281</b> Ventura
	FIT007B	6mm ELBOW X 1/4 BSP	<b>203406</b> Peters <b>030534</b> Deans <b>060011</b> Deans
	FIT008A	8mm ELBOW X 1/8 BSP	<b>203407</b> Peters
	FIT009B	8mm ELBOW X 1/4 BSP	<b>203408</b> Peters
	FIT010A	8mm MALE STUD X 1/4 BSP	<b>203675</b> Peters <b>060034</b> Deans
	FIT011B	6mm MALE STUD X 1/4 BSP	<b>203677</b> Peters <b>060003</b> Deans
	FIT012B	4mm MALE STUD X 1/8 BSP	<b>203678</b> Peters
	FIT013B	6mm MALE STUD X 1/8 BSP	<b>203679</b> Peters
	FIT032B	8mm MALE STUD X 1/8 BSP	<b>FIT032B</b> TDS
	FIT079B	4mm MALE STUD X M5	<b>FIT079B</b> TDS
	FIT014A	4mm FEMALE STUD X 1/8 BSP	<b>203681</b> Peters
	FIT033A	8mm FEMALE STUD X 1/4 BSP	<b>FIT033A</b> TDS
	FIT034A	6mm FEMALE STUD X 1/4 BSP	<b>FIT034A</b> TDS
	FIT015B	6mm EQUAL TEE	<b>203731</b> Peters <b>060010</b> Deans <b>C363</b> Ventura
	FIT016B	4mm EQUAL TEE	<b>203732</b> Peters <b>060009</b> Deans <b>A751</b> Ventura

# PNEUMATIC FITTINGS

IMAGE	PART NUMBER	DESCRIPTION	OE REFERENCES
	FIT019B	6mm MALE 4mm FEMALE REDUCER	203754 Peters 060052 Deans H909 Ventura
	FIT020A	8mm TO 6mm REDUCER	203755 Peters B262 Ventura
	FIT025B	4mm EQUAL STRAIGHT CONNECTOR	215891 Peters
	FIT031B	6mm EQUAL STRAIGHT CONNECTOR	FIT031B TDS
	FIT044B	6mm BRANCH CONNECTOR X 1/8 BSP	FIT044B TDS
	FIT026B	4mm ELBOW X M5	216993-28 Peters A110 Ventura
	FIT052B	6mm ELBOW X M5	FIT052B TDS B158 Ventura
	FIT056B	UNEQUAL STRAIGHT CONNECTOR 6 TO 8mm	027345 Deans
	FIT058C	6mm ELBOW COMPACT X 6mm MALE STEM	027176 Deans
	FIT063B	REDUCER 8mm MALE TO 4mm PUSHIN	203753 Peters

## PNEUMATIC FITTINGS

IMAGE	PART NUMBER	DESCRIPTION	OE REFERENCES
	<b>FIT065B</b>	6mm CONNECTOR WITH 3 X 4mm	<b>FIT065B TDS</b> <b>N181 Ventura</b>
	<b>FIT067B</b>	4mm Y CONNECTOR X 1/8 BSP MALE	<b>170143 Overton</b>
	<b>FIT068B</b>	6mm Y CONNECTOR X 1/8 BSP MALE	<b>170140 Overton</b>
	<b>FIT070C</b>	6mm EQUAL X 1/4 BSP MALE	<b>FIT070C TDS</b>
	<b>FIT074B</b>	6mm EQUAL Y CONNECTOR	<b>FIT074B TDS</b> <b>G714 Ventura</b>
	<b>FIT079B</b>	4mm STUD X M5	<b>FIT079B TDS</b>
	<b>FIT082B</b>	TUBE ENLARGER 6mm STEM > 8mm FEMALE	<b>FIT082B TDS</b> <b>G677 Ventura</b>
	<b>PNE035C</b>	SILENCER 1/8 BSP BRASS (IG SPOOL VALVES)	<b>PNE035C TDS</b> <b>P533 Ventura</b>
	<b>PNE037U</b>	SILENCER 1/4 BSP BRASS	<b>PNE037U TDS</b>
	<b>C251</b>	PLUG M12 X 1.5 (WABCO VALVES)	<b>C251 Ventura</b>

# PNEUMATIC FITTINGS

IMAGE	PART NUMBER	DESCRIPTION	OE REFERENCES
	H889	8mm X 1/4 BSP NON RETURN VALVE	H889 Ventura
	H908	4mm T-CONNECTOR STEM 4mm	H908 Ventura
	I197	NIPPLE M12 X 1,5 / M16 X 1,5 (WABCO VALVES)	I197 Ventura
	N180	6mm DOUBLE ELBOW X 1/8 BSP STEEL (IG P542 VALVE)	N180 Ventura
	N719	6mm ELBOW X M12 X 1.5 STEEL (WABCO PRESSURE SWITCH)	N719 Ventura
	P532	6mm ELBOW X 1/8 BSP STEEL (IG4 VALVES P807/P542)	P532 Ventura
	P537	6mm ELBOW X 1/4 BSP STEEL (IG4 CYLINDERS P540/VB2290)	P537 Ventura
	VA7269	6mm ELBOW X 1/4 BSP STEEL LP (PS RODLESS CYLINDERS)	VA7269 Ventura M691 Ventura G915 Ventura



# PNEUMATIC OTHER

IMAGE	PART NUMBER	DESCRIPTION	OE REFERENCES
	<b>FIT021A</b>	6mm INLINE FLOW CONTROL	<b>214784 Peters</b>
	<b>FIT077B</b>	8mm INLINE FLOW CONTROL	<b>0102320 Deans</b> <b>029987 Deans</b>
	<b>KIT009</b>	1.0 BAR INLINE FALLING PRESSURE INDICATOR (6mm FITTINGS)	<b>216402 Peters</b>
	<b>KIT009-03</b>	4.0 BAR INLINE FALLING PRESSURE INDICATOR (6mm FITTINGS)	<b>KIT009-03 TDS</b>
	<b>PNE001D</b>	END OF TRAVEL SENSOR	<b>217173 Peters</b>
	<b>PNE004U</b>	40DIA PRESSURE GAUGE FOR ALL MAKE FILTER REGULATORS	<b>214170 Peters</b> <b>PNE004U TDS</b>
	<b>PNE006A</b>	OR LOGIC ELEMENT	<b>214949 Peters</b> <b>031140 Deans</b> <b>PNE006A TDS</b>
	<b>PNE012U</b>	CYLINDER FLOW CONTROLLER 6mm x 1/4 BSP	<b>PNE012U TDS</b> <b>214378 Peters</b>
	<b>PNE030B</b>	FLOW CONTROLLER 8mm x 1/4 BSP	<b>PAA01542-10 Deans</b>
	<b>PNE032B</b>	FLOW CONTROLLER 8mm x 1/8 BSP	<b>05Q8050-460401 Scania</b> <b>PNE032B TDS</b>



# PNEUMATIC OTHER

IMAGE	PART NUMBER	DESCRIPTION	OE REFERENCES
	PNE045U	REGULATOR/GAUGE KIT 0-20BAR 1/4 BSP	H110555 Deans
	PNE054	OR GATE 4mm	DEP-00353 Wrightbus
	PNE055	OR GATE 6mm	PNE055 TDS
	PNE060	CYLINDER FLOW CONTROLLER 6mm x M12 x 1.5 (WABCO CYLINDERS)	PNE060 TDS
	PNE303U-01	FILTER REGULATOR 1/4BSP MANUAL DRAIN	216993-70 Peters 216386 Peters 214168 Peters
	PNE303U-02	FILTER REGULATOR FOR DIRECT MOUNT ON SPOOL VALVE 037968	E20605 Valve Deans
	PNE303UG-01	FILTER REGULATOR 1/4BSP + GAUGE ASSY  # ALTERNATIVE	75 E20605 Deans 0107263 Deans  #Q160 Ventura
	PNE303UG-02	FILTER REGULATOR 1/4BSP + GAUGE + 6mm FITTINGS ASSY	0110417 Deans PNE003U-KIT TDS PNE303UG-02 TDS
	PNE303UG-07	FILTER REGULATOR 1/4BSP + GAUGE + 6mm FITTINGS ASSY  # ALTERNATIVE	#K005, K006 Ventura #P517, P563 Ventura PNE303UG-07 TDS

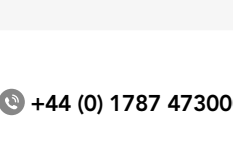
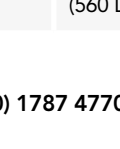

# PNEUMATIC OTHER

IMAGE	PART NUMBER	DESCRIPTION	OE REFERENCES
	<b>PNE303UG-08</b>	FILTER REGULATOR 1/4BSP + GAUGE + 8mm FITTINGS ASSY  # ALTERNATIVE	<b>#I826, Q006</b> <b>Ventura</b> <b>PNE303UG-08 TDS</b>
	<b>PNE303UG-10</b>	FILTER REGULATOR 1/4BSP + GAUGE + SOFT- START	<b>PNE003UG-10 TDS</b>
	<b>PNE325U-01</b>	FILTER UNIT (5.0 microns) +BRKT	<b>PNE325U-01 TDS</b>
	<b>TUB001-8A</b> A150, C500, D313, D314, E198, H951, H952, J046, J246	NYLON PNEUMATIC KINK RESIST TUBING COLOURS > RED, GREEN, BLACK, BLUE, SILVER, CLEAR SIZES 4,6,8mm (REFER FOR P/N BY COLOUR & SIZE)	<b>TUB001A -008A</b> <b>TDS</b> <b>A150, C500, D313,</b> <b>D314, E198, H951,</b> <b>H952, J046, J246</b> <b>Ventura</b>
	<b>C370</b>	TUBE RESTRICTOR 8>6 (1.5mm)	<b>C370 Ventura</b>
	<b>E971</b>	TUBE RESTRICTOR 6>4 (1.5mm)	<b>E971 Ventura</b>
	<b>E974</b>	MANUAL FLOW REGULATOR 6mm	<b>E974 Ventura</b>
	<b>F034</b>	TUBE RESTRICTOR 6>4 (1.1mm)	<b>F034 Ventura</b>

# PNEUMATIC OTHER

IMAGE	PART NUMBER	DESCRIPTION	OE REFERENCES
	F316	TUBE RESTRICTOR 8>6 (1.3mm)	F316 Ventura
	F586	TUBE RESTRICTOR 6>4 (1.3mm)	F586 Ventura
	I026	TUBE RESTRICTOR 6>4 (1.7mm)	I026 Ventura
	J338	TUBE RESTRICTOR 6>4 (1.0mm)	J338 Ventura
	P563 (K005/ K006)	FILTER REGULATOR 1/4BSP ASSY 6mm FITTINGS	P563 Ventura
	Q066	FILTER REGULATOR 1/4BSP ASSY 8mm FITTINGS	Q066 Ventura
	Q160	FILTER REGULATOR 1/4BSP ASSY BASE NO FITTINGS	Q160 Ventura









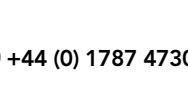
## SABOTS & COVERS

IMAGE	PART NUMBER	DESCRIPTION	OE REFERENCES
	SAB001A	RH INNER SABOT COVER ASSY (526L BRS64)	<b>098-083A46</b> Peters
	SAB002A	LH INNER SABOT COVER ASSY (526L BRS64)	<b>098-084A46</b> Peters
	SAB003A	RH INNER SABOT COVER ASSY (526L BRS51/22)	<b>098-089A46</b> Peters
	SAB004A	LH INNER SABOT COVER ASSY (526L BRS51/22)	<b>098-090A46</b> Peters
	SAB005A	RH INNER SABOT COVER ASSY (548L BRS64)	<b>098-093A46</b> Peters
	SAB006A	LH INNER SABOT COVER ASSY (548L BRS64)	<b>098-094A46</b> Peters
	SAB007A	RH INNER SABOT COVER ASSY (526L BRS57/32)	<b>098-116A46</b> Peters
	SAB008A	LH INNER SABOT COVER ASSY (526L BRS57/32)	<b>098-117A46</b> Peters
	SAB023ASSY-BLK	INNER SABOT COVER (610 LEAF)	<a href="#">SAB023ASSY-BLK</a> TDS
	SAB024ASSY-BLK	INNER SABOT COVER (510 LEAF)	<a href="#">SAB024ASSY-BLK</a> TDS
	SAB027ASSY-BLK	INNER SABOT COVER (360 LEAF)	<a href="#">SAB027ASSY-BLK</a> TDS
	SAB028ASSY-BLK	INNER SABOT COVER (470 LEAF)	<a href="#">SAB028ASSY-BLK</a> TDS
	SAB029ASSY-BLK	INNER SABOT COVER (560 LEAF)	<a href="#">SAB029ASSY-BLK</a> TDS





## SABOTS & COVERS

IMAGE	PART NUMBER	DESCRIPTION	OE REFERENCES
	SAB030ASSY-BLK	INNER SABOT COVER / BRUSH ASSY (640 LEAF)	SAB030ASSY-BLK TDS
	SAB034ASSY-BLK	INNER SABOT COVER (434 LEAF)	SAB034ASSY-BLK TDS
	SAB039ASSY-BLK	INNER SABOT COVER / BRUSH ASSY (685 LEAF)	SAB039ASSY-BLK TDS
	SAB544RH-01	RH STEEL SABOT COVER BRUSH ASSY	033846 Deans 035813 Deans
	SAB544LH-01	RH STEEL SABOT COVER BRUSH ASSY	033847 Deans 035814 Deans
	SAB571RH-01	RH STEEL LOW PROFILE SABOT ASSY – BRUSH 70>40 (SHOWN)	032545 Deans
	SAB571LH-01	LH STEEL LOW PROFILE SABOT ASSY – BRUSH 70>40	032546 Deans
	SAB560RH-01	RH STEEL LOW PROFILE SABOT ASSY – BRUSH 64mm	098-120A560N Peters
	SAB583RH-0	RH STEEL LOW PROFILE SABOT ASSY – BRUSH 64mm	098-120A583N Peters
	SAB560LH-01	RH STEEL LOW PROFILE SABOT ASSY – BRUSH 64mm	098-121A560N Peters
	SAB583LH-01	RH STEEL LOW PROFILE SABOT ASSY – BRUSH 64mm	098-121A583N Peters

## SEALS - BRUSH & RUBBER









IMAGE	PART NUMBER	DESCRIPTION	OE REFERENCES
	ATF1-###-35	TDS DOOR ACTIVE FLAP ASSY ### = MATCHES LEAF WIDTH (BLADE SEAL 35MM)	<a href="#">ATF1-348-35 TDS</a> <a href="#">ATF1-498-35 TDS</a> <a href="#">ATF1-598-35 TDS</a> (SOME COMMON SIZES ABOVE)
	BRS001	25mm NYLON BRUSH (CUT TO SIZE – UP TO 3MTR)	205436 Peters
	BRS003	38mm NYLON BRUSH (CUT TO SIZE – UP TO 3MTR)	205428 Peters
	BRS005	51mm NYLON BRUSH (CUT TO SIZE – UP TO 3MTR)	205431 Peters
	BRS007	64mm NYLON BRUSH (CUT TO SIZE – UP TO 2.5MTR)	205433 Peters
	BRS010	80mm NYLON BRUSH (CUT TO SIZE – UP TO 2.5MTR)	205435 Peters
	EXT007C	BRUSH HOLDER BLACK RIGID PVC 3MTR LENGTH	<a href="#">EXT007C TDS</a>
	RUB002A	VEHICLE APERTURE PLAIN SEAL 50mm – 2500L	215575 Peters <a href="#">RUB002A TDS</a>
	RUB006A	LEADING EDGE LIPPED NOSING RUBBER 38 X 62 – 2300L	<a href="#">RUB006A TDS</a>
	RUB011A	VEHICLE APERTURE LIPPED SEAL 50 X 50 – 2200L	<a href="#">RUB011A TDS</a>

## SEALS - BRUSH &amp; RUBBER









IMAGE	PART NUMBER	DESCRIPTION	OE REFERENCES
	RUB013B	68 X 3 INSERTION RUBBER STRIP 10MTR COIL	216368 Peters
	RUB015B	150 X 3 INSERTION RUBBER STRIP 10MTR COIL	215966/7 Peters
	RUB018B	150 X 1.5 INSERTION RUBBER STRIP 10MTR COIL	RUB018B TDS
	RUB025A	TRAILING EDGE SHORT LIPPED NOSING RUBBER 38 X 52 - 2300L	RUB025A TDS
	RUB044A	VEHICLE APERTURE T SEAL 56/58mm - 2500L	RUB044A TDS
	RUB046	RUBBER BOOT FOR ROUND EMERGENCY BUTTON	RUB046-01 TDS
	RUB102	LIPPED NOSING RUBBER PDS EURODOOR	215709 Peters
	RUB103	PLAIN NOSING RUBBER PDS EURODOOR	215710 Peters



## SEALS - BRUSH & RUBBER

IMAGE	PART NUMBER	DESCRIPTION	OE REFERENCES
	RUB122-KIT	OUTER SEAL FLAP KIT	215820 Peters
	RUB123-KIT	OUTER SEAL FLAP KIT	216394 Peters
	RUB124-KIT	OUTER SEAL FLAP KIT	216155 Peters
	RUB125-KIT	OUTER SEAL FLAP KIT	216357 Peters
	RUB200	VEHICLE APERTURE T SEAL 64mm - 2500L	026414 Deans
	RUB201	RUBBER BOOT LOWER PIVOT	025444 Deans
	RUB202	PLAIN NOSING RUBBER 71 X 30 - 2100L	031176 Deans
	RUB203	LIPPED NOSING RUBBER 71 X 30 - 2100L	031177 Deans








## SEALS - BRUSH &amp; RUBBER

IMAGE	PART NUMBER	DESCRIPTION	OE REFERENCES
	RUB210	LH POSITIVE SEAL ASSY 569mm NO.1 DOOR RH	H104521 Deans
	RUB212	POSITIVE SEAL ASSY 569mm NO.2 DOOR	H104522 Deans
	RUB220	LH POSITIVE SEAL ASSY 522mm NO1 DOOR RH	H109172 Deans
	RUB221	POSITIVE SEAL ASSY 522mm NO.2 DOOR	H109173 Deans
	RUB238	LH POSITIVE SEAL ASSY 471mm NO.1 DOOR FROM OUTSIDE RH POSITIVE SEAL	H106702 Deans
	RUB239	ASSY 471mm NO.2 DOOR FROM OUTSIDE	H106703 Deans
	RUB224	DRAUGHT SEALING BAND 70mm – 687L	C25268 Deans
	RUB225	IG ACTIVE FLAP/POSITIVE SEAL RUBBER PROFILE	H102089 Deans
	RUB252	PS KKT PLUG SLIDER COMPRESS EDGE NOSING RUBBER -2300L	C100254 Deans
	RUB254	PS DEANS U FRAME SEAL – 2200L	0100234 Deans
	RUB255	DEANS CAPPING SEAL – 1900L	D49812 Deans

## SEALS - BRUSH & RUBBER

IMAGE	PART NUMBER	DESCRIPTION	OE REFERENCES
	B768	IG3 - END RUBBER PROFILE	B768 Ventura
	C670	GLASS SEALING TAPE 3 X 9 BLACK	C670 Ventura
	D251-002	PS1 U-FRAME RUBBER PROFILE TOP & SIDE	D251-002 Ventura
	D273-001	PS1 MIDDLE DOOR SEAL 2200L - NO CUTOUT D273-002 = LEFT CUTOUT D273-003 = RIGHT CUTOUT	D273-001 Ventura D273-002 Ventura D273-003 Ventura
	D325	PS CUSHIONING RUBBER RING 6mm	D325 Ventura
	D373	PS BRUSH HOLDER ASSY 544 X 50 PRE-DRILLED	D373 Ventura
	D672	PS BRUSH HOLDER ASSY 523 X 23 PRE-DRILLED	D672 Ventura
	F425	PS BRUSH HOLDER ASSY 564 X 73 PRE-DRILLED	F425 Ventura

## SEALS - BRUSH &amp; RUBBER

IMAGE	PART NUMBER	DESCRIPTION	OE REFERENCES
	F597	IG3 MIDDLE DOOR SEAL - 2200L	F597 Ventura
	F904	PS BRUSH HOLDER ASSY 499 X 73 PRE-DRILLED	F904 Ventura
	H452-001	IG PORTAL SEAL SIDE PROFILE – 2200L (USED ON: I032, J165, K092, K093, K095, K526 )	H452-001 Ventura
	I032	IG3 PORTAL RUBBER U PROFILE ADL E400 1350	I032 Ventura
	J205	IG4 PORTAL RUBBER U PROFILE ADL E300/E400 (1350)	J205 Ventura
	J462	IG4 PORTAL RUBBER U PROFILE ADL E200 (1200)	J462 Ventura
	J469	IG4 PORTAL RUBBER U PROFILE ADL E300/E400 (1290)	J469 Ventura
	J684	PS TOP SUPERSEAL BRUSH (F416-1500)	J684 Ventura F416-1500 Ventura
	K092	IG PORTAL RUBBER U PROFILE WBUS (1290)	K092 Ventura (H506) Ventura
	K095	IG4 PORTAL RUBBER U PROFILE WBUS NBFL (1250)	K095 Ventura

# SEALS - BRUSH & RUBBER

SEALS - BRUSH & RUBBER

IMAGE	PART NUMBER	DESCRIPTION	OE REFERENCES
	<b>K093</b>	IG3 PORTAL RUBBER U PROFILE SCANIA OMNI (1200)	<b>K093 Ventura</b>
	<b>K963-001</b>	PS DOOR SEAL GEN3 U FRAME SIDE/TOP - 2200L	<b>K963-001 Ventura</b> <b>(U255) Ventura</b>
	<b>L337-001</b>	IG PORTAL SEAL SIDE - 2500L MCV/TEMsa  # USED ON L781, M442, M650 PORTAL SEAL ASSYS	<b>L337-001 Ventura</b>
	<b>L846-001</b> <b>L846-002</b> <b>L846-003</b> <b>L846-004</b> <b>L846-005</b>	L846-001 (530mm) L846-002 (560mm) L846-003 (509mm) L846-004 (484mm) L846-005 (410mm) IG4 FLAP ASSEMBLY LH VIEW FROM INSIDE # BEARING BUSH = L745	<b>L846-001 Ventura</b> <b>L846-002 Ventura</b> <b>L846-003 Ventura</b> <b>L846-004 Ventura</b> <b>L846-005 Ventura</b>
	<b>L781</b>	IG4 PORTAL RUBBER U PROFILE MCV/TEMsa (1350)  # PROFILES VERT = L337-001, HORZ = L336-001)	<b>L781 Ventura</b>
	<b>L865-001</b> <b>L865-002</b> <b>L865-003</b> <b>L865-004</b> <b>L865-005</b>	L865-001 (530mm) L865-002 (560mm) L865-003 (509mm) L865-004 (484mm) L865-005 (765mm) IG4 FLAP ASSEMBLY RH VIEWED FROM INSIDE # BEARING BUSH = L745	<b>L865-001 Ventura</b> <b>L865-002 Ventura</b> <b>L865-003 Ventura</b> <b>L865-004 Ventura</b> <b>L865-005 Ventura</b>
	<b>M299</b>	IG PORTAL SEAL IG SIDE - 2200L  # USED ON M300 PORTAL SEAL	<b>M299 Ventura</b>

## SEALS - BRUSH &amp; RUBBER








IMAGE	PART NUMBER	DESCRIPTION	OE REFERENCES
	<b>M300</b>	IG PORTAL RUBBER U PROFILE 1290 WBUS STREETLITE (1290) # PROFILES VERT = M299, HORZ = M298	<b>M300 Ventura</b>
	<b>M442</b>	IG4 PORTAL RUBBER U PROFILE MCV (1290)  # PROFILES VERT = L337-001, HORZ = L336-001	<b>M442 Ventura</b>
	<b>O430</b>	IG4 BRUSH HOLDER ASSY 543 X 30 PRE-DRILLED NBFL	<b>O430 Ventura</b>
	<b>O708</b>	IG4 PORTAL SEAL – NBFL 5	<b>O708 Ventura</b>
	<b>U448</b>	PORTAL RUBBER U-FRAME ADL E200 mmC (1290)  # PROFILES VERT = U447-001, HORZ = U446-001	<b>U448 Ventura</b>
	<b>VA0184 / VA0186</b>	SEAL VA0115-L 2200 / 2000	<b>VA0184/VA0186</b>
	<b>VA0185 / VA0187</b>	SEAL VA0115-R 2200 / 2000	<b>VA0185/VA0187 (VA0115) Ventura</b>
	<b>VA4802-001</b>	PS2 MIDDLE DOOR SEAL 2200L - NO CUTOUT VA4802-002 = LEFT CUTOUT VA4802-003 = RIGHT CUTOUT # REPLACES K962	<b>VA4802-001 Ventura</b> <b>VA4802-002 Ventura</b> <b>VA4802-003 Ventura</b>

IMAGE	PART NUMBER	DESCRIPTION	OE REFERENCES
	KIT007-04	INHIBITOR KIT FOR TDS VALVE & PNEUMATIC BUTTON	KIT007-04 TDS
	VAL001U	UNIVERSAL SPOOL VALVE (AIR BLEED SYSTEM)  # VALVE-A MODULE = VAL029U	214910 Peters 216376 Peters 216993-68/95 Peters 023269 Deans 031032 Deans 042085 Deans 018055 Deans 0108878 Deans 0110197 Deans
	VAL002U	UNIVERSAL 24V DOUBLE SOLENOID SPOOL VALVE (AIR BLEED SYSTEM)  # VALVE-B MODULE = VAL030U	214911 Peters 216377 Peters 216993-69/96 Peters 023271 Deans 031132 Deans 039048 Deans 042084 Deans
	VAL003U	UNIVERSAL 24V DOUBLE SOLENOID SPOOL VALVE (PRESSURE APPLIED SYSTEM) # VALVE-C MODULE = VAL031U	216993-97 (58) Peters 217197 Peters
	VAL005A	SOFT START VALVE 1/4BSP-8MM	216993-17 Peters 215212 Peters
	VAL006F	UNIVERSAL EPV 24V NC 3/2 VALVE 2 X 1/8.BSP & 1 X M5 PORTS	216993-57 Peters 200182 Peters
	VAL007F	UNIVERSAL EPV 12V NC 3/2 VALVE 2 X 1/8.BSP & 1 X M5 PORTS	216993-61 Peters 200184 Peters

## VALVES

IMAGE	PART NUMBER	DESCRIPTION	OE REFERENCES
	VAL008P	MINIATURE BUTTON VALVE – NORMALLY CLOSED (4mm PIPE FITTINGS)	216389 Peters 216993-87 Peters K922 Ventura
	VAL009U	ELECTRIC UNIVERSAL DETECTION VALVE (4mm PIPE FITTINGS)	216993-71 Peters 215482 Peters 215494 Peters
	VAL010U	24V CONTROL BLOCK ASSY (MAIN VALVE OPTION = VAL057U-02-KIT ON 216993-46 ONLY)	216993-46 Peters 216219 Peters 214850 Peters
	VAL011U	PNEUMATIC UNIVERSAL DETECTION VALVE (4mm PIPE FITTINGS)	216993-79 Peters
	VAL012A	MIDEGT 3/2 SPOOL VALVE	216993-77 Peters 200154 Peters
	VAL013A	DUMP VALVE ASSEMBLY- MANUALLY OPERATED	215524 Peters
	VAL013A-KIT-01	DUMP VALVE ASSY -8mm FITTINGS	VAL013A-KIT-01 TDS
	VAL013A-KIT-07	DUMP VALVE ASSY -6mm FITTINGS	VAL013A-KIT-02 TDS
	VAL041U	ELECTRIC UNIVERSAL DETECTION VALVE – SOFT 5N (4mm PIPE FITTINGS)	216993-72 Peters 217430-300 Peters



IMAGE	PART NUMBER	DESCRIPTION	OE REFERENCES
	VAL045U	5/2 PILOT SPRING VALVE (PRESSURE APPLIED SYSTEM)	037967 Deans
	VAL046U	5/2 SOLENOID 24V SPRING VALVE (PRESSURE APPLIED SYSTEM)	037966 Deans
	VAL047U	5/2 PILOT SPRING VALVE 1/8 BSP PORTS (PRESSURE APPLIED SYSTEM)	D17881 Deans
	VAL049U	24V PULSE GENERATOR (4mm PIPE FITTINGS)	044257 Deans
	VAL059U	24V DOUBLE SOLENOID SPOOL VALVE (PRESSURE APPLIED SYSTEM)	031135 Deans 037843 Deans 042087 Deans
	VAL063U	5/2 AIR BLEED VALVE 1/8 BSP PORTS	KVF94521 Overton KV9-45-Z1 Overton
	VAL082U	3/2 PILOT SPRING RETURN VALVE 1/8.BSP PORTS & PILOT (PARKER = B43003PS, CAMOZZI = 338-035, KV = KVF843, KVL843)	VAL082U TDS
	VAL092U	PNEUMATIC IMPULSE GENERATOR 1/8 BSP PORTS (NORGREN)	0404310200 Wrights

## VALVES

IMAGE	PART NUMBER	DESCRIPTION	OE REFERENCES
	VAL100U	5/2 DOUBLE SOLENOID 24V SPOOL VALVE (PRESSURE APPLIED SYSTEM)	031141 Deans 037968 Deans
	VAL102U	24V DOUBLE SOLENOID SPOOL VALVE HEAVY DUTY (AIR BLEED SYSTEM) # VALVE-A MODULE = VAL029U	VAL102U TDS
	VAL104D	MINIATURE 3 PORT PUSH BUTTON VALVE (4mm PIPE FITTINGS)	039727 Deans
	VAL125	ROLLER LEVER VALVE 4mm PIPE FITTINGS (PCX-M121)	0100221 Deans
	A160	OBSTRUCTION DETECTION VALVE (4mm PIPE FITTINGS)	A160 Ventura
	B309	4/2 EMERGENCY VALVE # ROTARY GRIP = B310	B309 Ventura 216993-45 Peters
	B310	ROTARY GRIP (FOR 4/2 VALVE B309)	B310 Ventura 216993-44 Peters
	C247	PS WABCO BASE CONTROL UNIT 24V MTS BASE UNIT FOR > F060, F070, F689, G926, I883 & OTHERS	C247 Ventura 049740 Deans

IMAGE	PART NUMBER	DESCRIPTION	OE REFERENCES
	E114	OR VALVE G1/8/6 ASSY	E114 Ventura
	F070	PS WABCO CONTROL ASSY 24V MTS (1 X NC 2BAR PRESSURE SWITCH)	F070 Ventura
	F184	EMERGENCY VALVE ASSY (6mm PUSH FITTINGS)	F184 Ventura
	F689	PS WABCO CONTROL ASSY 24V MTS (2 X NO 4BAR PRESSURE SWITCH)	F689 Ventura
	G106	PS 5/2 VALVE PILOT-SPRING RETURN, 1/8 BSP ALL PORTS	G106 Ventura
	G909	IG 5-2 VALVE ASSY	G909 Ventura
	G914	OR LOGIC VALVE G1/8/4 ASSY (4mm PIPE FITTINGS)	G914 Ventura
	G926 (F060)	PS WABCO CONTROL ASSY 24V MTS (2 X NO 4BAR PRESSURE SWITCH)	G926 Ventura

## VALVES








IMAGE	PART NUMBER	DESCRIPTION	OE REFERENCES
	<b>H834</b>	IG3 5/2 BI-STABLE VALVE 24V ASSY (PRESSURE APPLIED SYSTEM)  # 2020 SUPERSEDED BY P542	<b>H834</b> Ventura <b>P542</b> Ventura
	<b>H834-RK</b>	VALVE WEAR PARTS REPAIR KIT  # ALSO COVERS N179	<b>H834-RK</b> Ventura
	<b>H877</b>	IG 5/2 BI-STABLE VALVE 24V ASSY (PRESSURE APPLIED SYSTEM)	<b>H877</b> Ventura
	<b>H889</b>	NON- RETURN VALVE G4-8mm	<b>H889</b> Ventura
	<b>I883</b>	PS WABCO CONTROL ASSY 24V MTS (1 X NO 4BAR PRESSURE SWITCH)	<b>I883</b> Ventura
	<b>J463</b>	RS SLOW START VALVE (8mm TO 6mm FITTINGS)	<b>J463</b> Ventura
	<b>M466</b>	RS 5/2 BI-STABLE VALVE 12V ASSY (PRESSURE APPLIED SYSTEM)	<b>M466</b> Ventura
	<b>N179</b>	IG 5/2 BI-STABLE VALVE 24V ASSY (PRESSURE APPLIED SYSTEM)	<b>N179</b> Ventura

IMAGE	PART NUMBER	DESCRIPTION	OE REFERENCES
	<b>O563</b>	MANUAL OPERATION 3-2 VALVE – 8mm FITTINGS	<b>O563 Ventura</b>
	<b>P535</b>	SOLENOID 24V DIN B U77  # USED ON P807, P542, Q003,Q330 Q673 VALVES	<b>P535 Ventura</b>
	<b>P542</b>	IG4 5/2 BI-STABLE VALVE 24V ASSY (PRESSURE APPLIED SYSTEM) # SUPERSEDES H834 # SEAL REPAIR KIT = VA2983	<b>P542 Ventura</b>
	<b>P807</b>	IG4 5/2 BI-STABLE VALVE 24V ASSY (PRESSURE APPLIED SYSTEM) # BASE VALVE P542) # SEAL REPAIR KIT = VA2983	<b>P807 Ventura</b>
	<b>P862</b>	OR LOGIC VALVE (4mm PIPE FITTINGS)	<b>P862 Ventura</b>
	<b>P985</b>	5/2 MONO-STABLE VALVE (NO SOLENOID OR FITTINGS) # SEAL REPAIR KIT = VA2983	<b>P985 Ventura</b> <b>E469 (P985-KIT)</b> <b>Ventura</b>
	<b>Q003</b>	5/2 VALVE 5KM/H INTERLOCK 24V ASSY	<b>Q003 Ventura</b> <b>E470 (Q003-KIT)</b> <b>Ventura</b>
	<b>Q329</b>	5/2 VALVE 24V BI-MONO STABLE	<b>Q329 Ventura</b>

## VALVES

IMAGE	PART NUMBER	DESCRIPTION	OE REFERENCES
	Q330	5/2 VALVE 24V ASSY # BASE VALVE P985	Q330 Ventura
	Q331	5/2 BI-MONO STABLE 24V VALVE ASSY # BASE VALVE Q329	Q331 Ventura J090 (Q003-KIT) Ventura
	Q673	5/2 VALVE 24V ASSY # SEAL REPAIR KIT = VA2983	Q673 Ventura
	R010	5/2 VALVE EXT PILOT 24V ASSY	R010 Ventura
	R172	5/2 VALVE BI-MONO STABLE # BASE VALVE Q329	R172 Ventura
	R851	QUICK EXHAUST VALVE 4mm	R851 Ventura
	S840	5/2 VALVE 12V ASSY	S840 Ventura
	U174-KIT	5/2 DUMP VALVE 24V SPRING RETURN ASSY	U174-KIT Ventura E369 Ventura

# OFFICIAL UK AGENT FOR

TDS is the sole UK agent for Ventura Systems of Holland and provides a full part and service support on the now commonly fitted IG (Inward Gliding) PS (Plug Sliding) & RS (Rapid Sliding) door systems in all major UK fleets. Over 700 commonly used parts are stocked in the UK for quick VOR response and full access to technical & drawing data is available on request

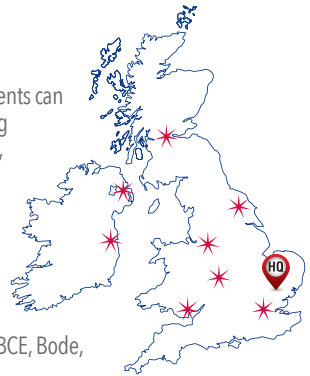


TDS are majority owned by McGregor Young Ltd, the market leading supplier of bus glazing systems to UK bodybuilders. Contact them for your glazing needs including Side Windows and Drivers Signalling, Rear Emergency Escape & Hopper Units.

**Tel: +44 (0)7825 058963 [davidwatt@mcgregor-young.co.uk](mailto:davidwatt@mcgregor-young.co.uk)**

## COMPONENT SOURCING & REVERSE ENGINEERING

TDS regularly finds sources for older & difficult to obtain parts. Equivalents can be offered or parts reverse engineered to a high specification including pneumatic, electronic and mechanical types. We just require samples, drawings or images to assist us in this process.



## WARRANTY & SERVICE SUPPORT

TDS co-ordinates a fully trained Service Agent Network in the UK & Ireland to primarily support all TDS and Ventura door systems in service. General pneumatic, electrical & mechanical troubleshooting can also be undertaken on all other common door systems including BCE, Bode, Masats, Deans, Peters & Percy Lane/Overton systems.

## SITE TRAINING & PREVENTATIVE MAINTENANCE

- TDS offers onsite training programmes to improve workshop confidence when maintaining typical bus door systems. OE specific training available on TDS & Ventura door systems.
- TDS also provide preventative maintenance & healthcheck inspections for older UK fitted door systems including Peters & Deans and offers attractive parts inclusive packages. Prolong the life of your system without excessive expense.

## UK DOOR MANUFACTURER

TDS is the primary supplier of Pneumatic Glider door systems to the Optare Group and has supplied over 4000 systems which currently operate in the UK & Worldwide locations. We also supply Electric Glider & Folder door systems to key welfare vehicle producers including Trekabus. Familiar vehicle models include Optare Metrocity, Solo, Olympus, Tempo & Versa. Trekabus 16 & Mellor Maxima/Strata HF.



**Transport Door Solutions Ltd, 43 Broton Drive, Halstead, Essex, CO9 1HB, UK.**

**Tel: +44 (0) 1787 473000 Fax: +44 (0) 1787 477040 [sales@transportdoorsolutions.co.uk](mailto:sales@transportdoorsolutions.co.uk) [www.transportdoorsolutions.co.uk](http://www.transportdoorsolutions.co.uk)**

 [transportdoorsolutions](https://www.facebook.com/transportdoorsolutions)  [TransportDoors](https://twitter.com/TransportDoors)