

TDS PRODUCT IMAGE SHEET – CATEGORY >


CRANK ARMS & STUB SHAFTS

Images	TDS Part Numbers & Description	OE References & (WHERE FITTED)
	<p>CRK002A R66 CRANK ARM HOLE Ø12 & 7/8" SPLINED HOLE</p>	<p>CRK002A TDS</p>
	<p>CRK002-ASSY-01 CRK002 CRANK ARM R66 7/8" SPLINED HOLE & Ø12 HOLE FITTED WITH M12x45 STUD + LOCK NUT, SPRING WASHER</p>	<p>CRK002-ASSY-01 TDS Fitted to TREKA & MELLER electric door systems</p>
	<p>CRK003A R72 CRANK ARM Ø16mm PIN & 7/8" SPLINED HOLE</p>	<p>CRK003A TDS 6690826N00 32450032</p>
	<p>CRK006A R57 CRANK ARM Ø1/2" PIN & 7/8" SPLINED HOLE</p>	<p>214972 Peters 66902099 DP038163 DEP-00191 DAE537</p>
	<p>CRK007A R57 CTRS CRANK ARM SPLINED ASSY Ø10 HOLE & Ø12 HOLE WITH 7/8" SPLINED CENTRE HOLE <i>#BRG004B (203327) = BEARING BUSH IF REQUIRED</i></p> 	<p>217722 Peters 33-19073-3</p>
	<p>CRK008A R57 CRANK ARM Ø10 HOLE & 7/8" SPLINED HOLE</p>	<p>214654 Peters</p>

	<p>CRK014A R75 CRANK ARM Ø16mm PIN 7/8" SPLINED HOLE</p>	<p>CRK014A TDS</p> <p>6690825N00 32450120</p>
	<p>CRK015A R110 CRANK ARM HOLE Ø12 & 7/8" SPLINED HOLE</p>	<p>CRK015A TDS</p>
	<p>CRK016A R57 CRANK ARM DOG CLUTCH</p>	<p>214195 Peters</p>
	<p>CRK017A CRANK ARM LOWER COLLAR</p>	<p>214196 Peters</p>
	<p>CRK018A R54 CRANK ARM Ø10 HOLE & 7/8" SPLINED HOLE</p>	<p>214944 Peters</p> <p>DP038183</p>
	<p>CRK019A R87 CRANK ARM Ø10 HOLE & 7/8" SPLINED HOLE</p>	<p>201456 Peters</p>
	<p>CRK020A R57 CRANK ARM TAPPED HOLE M12x1.75 & 7/8" SPLINED HOLE</p>	<p>CRK020A TDS</p> <p>DP103312</p>

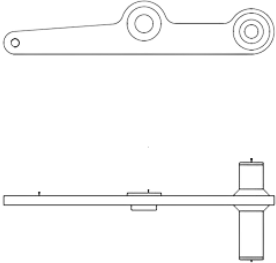

	<p>CRK022A R59 CRANK ARM HOLE</p>	<p>D25189 <i>Deans</i></p>
	<p>CRK023A R57 CTRS CRANK ARM WELD ASSY Ø10 HOLE & Ø12 HOLE</p> <p># BRG004B (203327)=BEARING BUSH IF REQUIRED</p>	<p>214656 <i>Peters</i></p>
	<p>CRK025A R80 CRANK ARM (12M/16M/12F)PIN</p>	<p>CRK025A <i>TDS</i></p>
	<p>CRK026 R65 CRANK ARM WELD ASSY LH</p>	<p>360316 <i>Overton</i></p>
	<p>CRK027 R65 CRANK ARM RWELD ASSY RH</p>	<p>360315 <i>Overton</i> 360625</p>
	<p>CRK030A R87 CRANK ARM TAPPED HOLE M12x1.75 & 7/8" SPLINED HOLE</p>	<p>CRK030A <i>TDS</i></p>
	<p>CRK030-ASSY-01 R87 CRANK ARM(CRK030A) 7/8" SPLINED HOLE & Ø12 HOLE FITTED WITH M12x45 STUD + LOCK NUT, SPRING WASHER</p>	<p>CRK030-ASSY-01 <i>TDS</i> Fitted to TREKA manual door systems</p>

	<p>CRK031R CLEVIS CRANK ARM</p> <p># FIT WITH BUSHES BRG030 x2</p>	<p>212773R <i>Peters</i></p>
	<p>CRK033 ROUND CLEVIS 87C (FOR M10 SPH RODEND)</p>	<p>216759 <i>Peters</i></p>
	<p>CRK106 UPPER SPRING COLLAR</p>	<p>214192 <i>Peters</i></p>
	<p>CRK108 BEARING COLLAR – OVERTON</p> <p># SEE BRG048</p>	<p><i>Overton</i> See 220137</p>
	<p>CRK200 R51 CRANK ARM HOLE</p>	<p>013150 <i>Deans</i></p>
	<p>CRK202 R88 CRANK ARM DEANS</p>	<p>D24169 <i>Deans</i></p> <p>66902693</p>
	<p>STB001A STUBSHAFT ASSY- Ø22 GLIDER 64mm From underside of arm to Top of splines</p>	<p>200328 <i>Peters</i></p> <p>DP038179 DAE535</p>

	<p>STB002A STUBSHAFT ASSY-GLIDER 92mm From underside of arm to Top of splines</p>	<p>215572 Peters 214647 Peters 66900294 DP038169 DEP-00383 69L0026</p>
	<p>STB003A STUBSHAFT ASSY-GLIDER 98mm Ø22 From underside of arm to Top of splines</p>	<p>217495 Peters</p>
	<p>STB004A STUBSHAFT ASSY-FOLDER 84mm Ø22 From underside of arm to Top of splines</p>	<p>200327 Peters DP038182</p>
	<p>STB005A STUBSHAFT ASSEMBLY Ø22 RH ELECTRIC FLUSH GLIDER</p>	<p>215357 Peters</p>
	<p>STB007A STUBSHAFT ASSY- FOLDER & GLIDER 105mm Ø22 From underside of arm to Top of splines</p>	<p>214448 Peters</p>
	<p>STB008A STUBSHAFT ASSY-GLIDER 115mm Ø22 From underside of arm to Top of splines</p>	<p>***** Peters</p>

 <p>Ø25 76 Ø22 STB009A</p>	<p>STB009A STUBSHAFT ASSY-FOLDER 76mm Ø22 & Ø25 From underside of arm to Top of splines</p>	<p>200510 <i>Peters</i></p>
	<p>STB010A Ø25 STUBSHAFT ASSY</p>	<p>STB010A <i>TDS</i> 32450034</p>
	<p>STB011A DOOR GUIDE SHAFT</p>	<p>200879 <i>Peters</i></p>
 <p>130 Ø22 STB012A Ø22</p>	<p>STB012A STUBSHAFT D/SPLINED Ø22-25-22</p>	<p>217717 <i>Peters</i> 33-11142</p>
 <p>142 72.5 39 Ø22 Ø25 Ø32 Ø25</p>	<p>STB013A Ø25 DRIVE SHAFT PLAIN</p>	<p>STB013A <i>TDS</i></p>
 <p>Ø22 120</p>	<p>STB014A 120mm Ø22 DRIVE SHAFT PLAIN</p>	<p>200872 <i>Peters</i></p>
	<p>STB015 DRIVE SHAFT</p>	<p>H102186 <i>Deans</i></p>

	<p>STB016 DRIVE SHAFT CLAMP PLATE UPPER</p>	<p>H102189 <i>Deans</i></p>
	<p>STB017A STUBSHAFT ASSY Ø22 RH ELECTRIC FOLDER</p>	<p>214430 <i>Peters</i></p>
	<p>STB020 DRIVE SHAFT CLAMP PLATE LOWER</p>	<p>H102190 <i>Deans</i></p>
	<p>B470 PS MICROSWITCH CAM SHAFT 15MM # SECURING SCREW = A210</p>	<p>B470 <i>Ventura</i> DED-00218 DSP-00090 42-5145-178</p>
	<p>C215 LEVER SHAFT LH</p>	<p>C215 <i>Ventura</i> DED-00168</p>
	<p>C258 CLASP LEVER</p>	<p>C258 <i>Ventura</i> DED-00210</p>
	<p>E420 PS SPACER ARM MOUNTED</p>	<p>E420 <i>Ventura</i> DED-00332 42-5145-420</p>

	<p>O677 CENTRAL LEVER ASSY</p>	<p>O677 <i>Ventura</i></p> <p>DEV-00302</p>
	<p>VA1588 PS MICROSWITCH CAM SHAFT 12MM</p> <p># SECURING SCREW = A210</p>	<p>VA1588 <i>Ventura</i> WB GEMINI DD PS2</p> <p>6690817E01</p>