

TDS PRODUCT IMAGE SHEET – CATEGORY >

ELECTRICAL

Images	TDS Part Numbers & Description	OE References & (WHERE FITTED)
	<p>BUT013A BUTTON/DOOR MICROSWITCH V3 type o/f=1.96N NO/NC WITH 1/4" TABS</p>	<p>216388 Peters 026752 Deans 6690001G07 DEP-00093 DEP-00144 16R0030 24450002</p>
	<p>ELE001A 100mm Stroke MICROSWITCH HOUSING Complete with 2 x microswitches, slide rod & yoke Body Length = 140 mm # SEE INSTALLATION SETUP GUIDE > EWL211-04D</p>	<p>213213 Peters AP071190B/7 213213</p>
	<p>ELE002A 200mm Stroke MICROSWITCH HOUSING Complete with 2 x microswitches, slide rod & yoke Body Length = 240 mm MICROSWITCHES = ELE028H + ELE010A # SEE INSTALLATION SETUP GUIDE > EWL211-04D</p>	<p>216766 Peters</p>
	<p>ELE003A 150mm Stroke MICROSWITCH HOUSING Complete with 2 x microswitches, slide rod & yoke Body Length = 190 mm MICROSWITCHES = ELE028H + ELE010A # SEE INSTALLATION SETUP GUIDE > EWL211-04D</p>	<p>Optare Alero Deans (Part of 21450108)</p>
	<p>ELE004A MOTOR 12V (FORK END) MICROSWITCHES = ELE028H + ELE010A # ONLY AVAILABLE WITH SPLINDLE PRE-ASSEMBLED # SEE INSTALLATION SETUP GUIDE > EWL211-04D</p>	<p>215729 Peters (Deans) 244272 UN215729</p>

	<p>ELE005A MOTOR 24V (FORK END)</p> <p># ONLY AVAILABLE WITH SPLINDLE PRE-ASSEMBLED # SEE INSTALLATION SETUP GUIDE > EWL211-04D</p>	<p>215730 Peters (Deans)</p>
 <p>192mm 100mm Stroke</p>	<p>ELE006A 100mm STROKE BRAKED SPINDLE Forked end Ø10 or 12 Body=192 mm Fitted=182 mm</p>	<p>215728 Peters (Deans)</p> <p style="text-align: right;">244272</p>
 <p>258mm 200mm Stroke</p>	<p>ELE007A 200mm STROKE NON-BRAKED SPINDLE Forked end Ø10 or 12 Body=258 mm Fitted=248 mm</p>	<p>216765 Peters (Deans)</p>
 <p>208mm 150mm Stroke</p>	<p>ELE034A 150mm Stroke NON-BRAKED SPINDLE Forked end Ø10 or 12 Body=208 mm Fitted=199 mm</p>	<p><i>Optare Alero</i> <i>Deans Part of 21450108</i></p>
 <p>289 ctrs 182 12volt x 100mm stroke</p>	<p>ELE004-ELE006A 12V MOTOR x 100 STR BRAKED SPINDLE ASSY</p> <p># SEE INSTALLATION SETUP GUIDE > EWL211-04D</p>	<p>215729+8 Peters (Deans)</p>
 <p>289 ctrs 182 mm 24volt x 100mm Stroke</p>	<p>ELE005-ELE006A 24V MOTOR x 100 STR BRAKED SPINDLE ASSY</p> <p># SEE INSTALLATION SETUP GUIDE > EWL211-04D</p>	<p>215730+8 Peters (Deans)</p>
 <p>356 ctrs 248 mm 24volt x 200mm stroke</p>	<p>ELE005-ELE007A 24V MOTOR x 200 STR BRAKED SPINDLE ASSY</p> <p># SEE INSTALLATION SETUP GUIDE > EWL211-04D</p>	<p>215730+65 Peters (Deans)</p>

	<p>ELE008D 12V DOOR LOCK MOTOR</p> <p># OBSOLETE – FOR REFERENCE ONLY</p>	<p>216778 Peters</p>
	<p>ELE009C 24V DOOR LOCK MOTOR</p> 	<p>216604 Peters</p>
	<p>ELE010A MICROSWITCH YOKE</p> <p># USED IN LINAK MICROSWITCH HOUSINGS</p>	<p>217498 Peters</p>
	<p>ELE011B 24V DC RELAY PLUG IN TYPE</p> <p># SEE PCB BOARD PCB001A</p>	<p>214640 Peters</p>
	<p>ELE012B 12V DC RELAY PLUG IN TYPE</p> <p># SEE PCB BOARD PCB001A</p>	<p>214641 Peters</p> <p style="text-align: right;">UA0022</p>
	<p>ELE013B SINGLE POLE PLUG IN RELAY</p>	<p>215094 Peters</p> <p style="text-align: right;">DEP103328</p>
	<p>ELE015E 4amp 24v CIRCUIT BREAKER</p> <p># USE WITH 24V MOTOR DRIVE</p>	<p>213660 Peters</p>

	<p>ELE016E 8amp 12V CIRCUIT BREAKER</p> <p># USE WITH 12V MOTOR DRIVE</p>	<p>213670 Peters</p>
	<p>ELE020A SINGLE POLE MICROSWITCH</p>	<p>200257 Peters</p> <p>DEM-00072 DEP-00007 200257</p>
	<p>ELE021A DOUBLE POLE MICROSWITCH</p>	<p>200258 Peters</p> <p>DEP-00008 DEP-00037 200258</p>
	<p>ELE022A OMRON V15-1C5 MICROSWITCH V3 TYPE. O/F=1.5N NO/NC WITH 1/4." TABS</p>	<p>216270 Peters</p>
	<p>ELE023G LONG ROLLER LEVER V3SYRI-UL WATER PROOF</p>	<p>217554 Peters</p>
	<p>ELE025T-01 24V E-DRIVE MOTOR ASSY</p>	<p>ELE025T-01 TDS</p>
	<p>ELE027P PCB RELAY 12V/25°</p>	<p>WED130319 Percy Lane</p>

	<p>ELE028H MICROSWITCH V3 TYPE. O/F=0.25N NO/NC. 4.7mm 3/16" TABS (FITTED IN LINAK HOUSING)</p>	<p>ELE028H TDS</p>
	<p>ELE030B SINGLE POLE BASE (ELE013/014B)</p>	<p>215095 Peters DEP103329</p>
	<p>ELE031T-01 12V E-DRIVE MOTOR ASSY (# 24V = ELE025T-01)</p>	<p>ELE031T-01 TDS Obsolete go to ELE171T-02 for replacement</p>
	<p>ELE040E PLASTIC FOOTSWITCH C/W 2M CABLE</p>	<p>217955 Peters ELS-00198</p>
	<p>ELE041E METAL FOOTSWITCH IP67 C/W 2M CABLE</p>	<p>217746 Peters 70-11135</p>
	<p>ELE042 METAL FOOTSWITCH IPX2</p>	<p>ELE042 TDS</p>
	<p>ELE043 E-CHAIN SERIES 040.07 7x7x400mm</p>	<p>0100222 Deans (ENVIRO 400)</p>

	<p>ELE043-01 E-CHAIN SERIES 040.07 MOUNTING SET</p>	<p>0100223 <i>Deans</i> (ENVIRO 400)</p>
	<p>ELE050F LOW PRESSURE SWITCH PSF01</p>	<p>215072 <i>Peters</i></p> <p>66903135 DEP-00210 33-11167</p>
	<p>ELE052 INLINE FALLING PRESSURE SWITCH 0.5-1.0 bar 1/8.BSP FEMALE PORT NO/NC WITH 1/4." TABS</p>	<p>ELE052 <i>TDS</i></p>
	<p>ELE053B PRESSURE SWITCH FOR HANDBRAKE</p>	<p>082-1100012 <i>Peters</i></p>
	<p>ELE054C NO/NC PRESS SWITCH ADJ DIN RAIL MOUNTING</p>	<p>214828 <i>Peters</i> 0123267 <i>Deans</i></p>
	<p>ELE055C NC ELEC SWITCH (UDV)</p>	<p>214902 <i>Peters</i></p>
	<p>ELE060H 9-WAY LOOM PLUG</p>	<p>ELE060H <i>TDS</i></p>
	<p>ELE061H MALE LOOM PIN</p>	<p>ELE061H <i>TDS</i></p>

	<p>ELE062H 2-WAY PLUG HOUSING</p>	<p>ELE062H TDS</p>
	<p>ELE064 RED FEMALE SHROUDED CRIMP</p>	<p>ELE064 TDS</p>
	<p>ELE067 EXP BRAIDED SLEEVE 5DIA</p>	<p>ELE067 TDS</p>
	<p>ELE068 SLEEVED CABLE GROMMET – 6.3 CABLE HOLE</p>	<p>217064 Peters</p>
	<p>ELE073H SOCKET TERMINAL</p>	<p>ELE073H TDS</p>
	<p>ELE096A SOLENOID COIL 24VDC (WABCO VALVE)</p>	<p>ELE096A TDS</p>
	<p>ELE098 MICROSWITCH N31075XG</p>	<p>065009 Deans 76360443</p>
	<p>ELE099 MICROSWITCH ROLLER LEVER V3 TYPE. O/F=1.55N 1/4." TABS. NO/NC</p>	<p>75/19869 Deans 298166 Peters 16F0077</p>

	<p>ELE100J RED WIRING LOOM CABLE 16/0.2MM S/CORE THN/WALL</p>	<p>ELE100J TDS</p>
	<p>ELE101J GREEN WIRING LOOM CABLE 16/0.2MM S/CORE THN/WALL</p>	<p>ELE101J TDS</p>
	<p>ELE102J BLACK WIRING LOOM CABLE 16/0.2MM S/CORE THN/WALL</p>	<p>ELE102J TDS</p>
	<p>ELE108 MICROSWITCH ASSY V3SUL WATERPROOF</p>	<p>028192 Deans</p>
	<p>ELE121 FOOTSWITCH AQUILINE 971-S</p>	<p>038607 Deans</p>
	<p>ELE124 MICRO SWITCH ROLLER LEVER</p>	<p>ELE124 TDS</p>
	<p>ELE128 PUSH BUTTON PANEL SWITCH (DOUBLE POLE) F79-66A (UF79-30A)</p>	<p>ELE128 TDS</p>

	<p>ELE132 12V RES 40-15A RELAY</p>	<p>ELE132 TDS</p>
	<p>ELE133 12V PLUG DOOR MOTOR</p> <p># REPLACES BOSCH MODEL ON OLDER MASATS PLUG DOORS</p>	<p>200016304 Revar</p> <p>0130-821-324 (Bosch)</p>
	<p>ELE133-PLT 12V MOTOR WITH MOUNTING PLATE (FOR LATER BODE MASATS DOORS) # TDS CAN CONVERT FOR USE ON OLDER IF UNIT RETURNED</p>	<p>425313AO Masats 325313A2 gear box plate</p>
	<p>ELE134 MICROSWITCH 3/16" TABS V3 TYPE. O/F=3.2N. NO/NC</p>	<p>B201016 BCE</p>
	<p>ELE135 MICROSWITCH 3/16" TABS V3 TYPE. O/F=3.2N. NO/NC # OBSOLETE FEB19 – REPLACED BY MS KIT ELE165 or ELE166</p>	<p>B201015 BCE (see B603378/9)</p>
	<p>ELE136 MICROSWITCH SHORT ROLLER 3/16" TABS V3 type. O/F=3.2N. NO/NC</p>	<p>B201013 BCE</p>
	<p>ELE137 LEVER MICROSWITCH O/F=1.5N NO/NC WITH 1/4." TABS</p>	<p>88316510 Masats 716001650 Masats</p>

	<p>ELE138 MICROSWITCH PIN XGG2-88 V3 TYPE. O/F=3.2N. NO/NC WITH 1/4." TABS</p>	<p>026752 <i>Deans</i></p>
	<p>ELE139 ROLLER MICROSWITCH NO/NC WITH 1/4." TABS</p> <p># ALTERNATIVE A368</p>	<p>88316529 <i>Masats</i> 716001645 <i>Masats</i></p>
	<p>ELE144-02 2-WAY REC HOUSING KIT</p> <p># FOR USE WITH ELE158-02</p>	<p>ELE144-02 <i>TDS</i></p>
	<p>ELE145-02 3-WAY REC HOUSING KIT</p> <p># FOR USE WITH ELE158-01</p>	<p>ELE145-02 <i>TDS</i></p>
	<p>ELE158-01 3-WAY IP67 WATERPROOF MICROSWITCH (NO/NC) V3 ASSY</p>	<p>ELE158-01 <i>TDS</i> U181 <i>Ventura</i></p> <p>29455067</p>
	<p>ELE158-02 2-WAY IP67 WATERPROOF MICROSWITCH (NO/NC) V3 ASSY</p>	<p>ELE158-02 <i>TDS</i></p> <p>6690829N00 29455110 29455069</p>
	<p>ELE158-05 2-WAY. IP67 M-SWITCH ASSY WATERPROOF (Deutsch Plug)</p>	<p>ELE158-05 <i>TDS</i> (WRIGHTBUS VEHICLES)</p>







	<p>ELE160 INFRARED DOUBLE DETECTION KIT</p>	<p>ELE160 TDS</p>
	<p>ELE161 MICROSWITCH - EMERGENCY PULL HANDLE BCE</p>	<p>B217025 BCE</p>
	<p>ELE162 ELECTRIC LOCK ACTUATOR</p>	<p>ELE162 TDS</p>
	<p>ELE163 ILLUMINATED BUTTON - CABLE 3MTR</p> <p># USE WITH BUT048,49,50</p>	<p>ELE163 TDS</p> <p>39455063</p>
	<p>ELE164 ILLUMINATED BUTTON CABLE - 3PIN 5MTR</p>	<p>ELE164 TDS</p> <p>39105303</p>
	<p>ELE165 LH T1 MOTOR LIFT MICROSWITCH KIT</p> <p># REPLACES ELE135</p>	<p>B603378 BCE</p>
	<p>ELE166 RH T4 MOTOR LIFT MICROSWITCH KIT</p> <p># REPLACES ELE135</p>	<p>B603379 BCE</p>
	<p>ELE171T-02 12V E-DRIVE MOTOR PRE-ASSY KIT MOTOR + GEAR BOX + DRIVE BELT "FITTED TO E-DRIVE CYL050U-12-02, 06"</p>	<p>ELE171T-02 TDS Replacement for ELE031T-01</p>

	<p>ELE200K INLINE KEY SWITCH</p>	<p>216464 <i>Peters</i></p>
	<p>ELE401 6-28v BUZZER-FAST PULSE PANEL MOUNT 12v = Min 85db @ 30cm</p>	<p>ELE401 <i>TDS</i></p>
	<p>ELE402 6-28v BUZZER-SLOW PULSE PANEL MOUNT 12v = Min 85db @ 30cm</p>	<p>ELE402 <i>TDS</i></p>
	<p>ELE403 16-30v BUZZER- KAXON 80db FLAT TOP SOUNDER</p>	<p>ELE403 <i>TDS</i> E398 <i>Ventura</i></p>
	<p>ELE500B TIMER MULTI-PROGRAM 12-240V</p>	<p>ELE500B <i>TDS</i></p>
	<p>ELE502 SINGLE SHOT TIMER 24V</p>	<p>ELE502 <i>TDS</i></p>
	<p>ELE616 12/24V CD12 CONTROL UNIT 216774-MK5</p>	<p>216774 <i>Peters</i></p>
	<p>ELE619 24V CD14 PNE CONTROL UNIT 217605</p>	<p>217605 <i>Peters</i></p>





	<p>ELE617 24V SPEED SWITCH (USED WITH DEANS DOORS)</p>	<p>JC252100 <i>Telma</i></p>
	<p>ELE618 DEANS POWER SUPPRESSOR</p>	<p>044951 <i>Deans</i></p>
	<p>ELE701 24V CONTROL MODULE (YKM-380) 4308013</p>	<p>300600107 <i>Revar</i></p>
	<p>ELE702 12V RH GEAR BOX with MOTOR +MICROSWITCHES+ CONTROL UNIT WITH REMOTE (100869) # 24V VERSION = 200001662</p>	<p>200001661 <i>Revar</i></p>
	<p>ELE702-01 12V RH GEAR BOX with MOTOR +MICROSWITCHES ONLY (12V MOTOR SEE ELE133)</p>	<p><i>Revar</i></p>
	<p>ELE704-01 24V RH GEAR BOX with MOTOR +MICROSWITCHES ONLY (24V MOTOR SEE ELE924)</p>	<p><i>Revar</i></p>
	<p>ELE703 12V CONTROL MODULE (YKM-375TK) REMOTE FOB OPTION</p>	<p>300600188 <i>Revar</i></p>

	<p>ELE902-06 CONTROL FASCIA PANEL SMALL 118 x 60 (DRILLED) FOR 12 OR 24V UNITS</p>	<p>B216050 <i>BCE</i></p>
	<p>ELE902-07 12/24v BCE DOOR CONTROL BUTTON/PANEL ASSY</p>	<p>B603439 <i>BCE</i></p>
	<p>ELE904 12V ELECTRIC PLUG DOOR CONTROL BOX "GREEN" (USED WITH BCE DOORS)</p>	<p>11723011 <i>BCE</i></p>
	<p>ELE905 12/24V DOOR CONTROL UNIT</p>	<p>42645W00 <i>Masats</i></p>
	<p>ELE906 12V BCE CONTROL BOARD</p>	<p>B226010 <i>BCE</i></p>
	<p>ELE907 12V BCE LH MOTOR (UNUS NMASRI A10/DF 12V 218039) # RH VERSION = ELE941</p>	<p>B218040 <i>BCE</i></p>
	<p>ELE908 24V DOOR CONTROL UNIT</p>	<p>42629S24 <i>Masats</i></p>








	<p>ELE910 MASATS FOB KEY SWITCH</p>	<p>42925A00 <i>Masats</i></p>
	<p>ELE913 "A" CAM VERTICAL AND HORIZONTAL MICROSWITCH KIT</p>	<p>05M165IZ <i>Masats</i></p>
	<p>ELE914 "A" VERTICAL MICROSWITCH ACTUATION NO/NC WITH 1/4." TABS</p>	<p>88316511 <i>Masats(Bode)</i></p>
	<p>ELE915 HORZ HOLDER FOR 2x MICROSWITCHES (BODE-MASATS)</p>	<p>Part of 05M165IZ <i>Masats</i></p>
	<p>ELE916 "B" HORZ HOLDER FOR 2x MICROSWITCHES (BODE-MASATS)</p>	<p>ELE916 <i>TDS</i> <i>part of ELE918</i></p>
	<p>ELE917 "B" VERTICAL MICROSWITCH ACTUATION NO/NC WITH 1/4." TABS</p>	<p>88316512 <i>Masats</i> <i>part of ELE918</i></p>
	<p>ELE918 "B" VERTICAL AND HORIZONTAL MICROSWITCH KIT</p>	<p>ELE918 <i>TDS</i></p>

	<p>ELE919 12/24V DOOR CONTROLUNIT (REMOTE CONTROLLED)</p>	<p>42670D00 Masats</p>
	<p>ELE921 12/24V DOOR CONTROL UNIT (REMOTE CONTROLLED)</p>	<p>42651Z02 Masats <i>2020 supersedes ></i> 42651Z00 Masats 42652Z00 Masats</p>
	<p>ELE924 24V MOTOR REVAR:</p>	<p>200016305 REVAR FPE 24V 0130 821 041 Bosch</p>
	<p>Sept 2020 Superseded By → *MUST SPECIFY 12V or 24V* & will have to order wiring harness adaptor with control units</p> <p>ELE925 12/24V DOOR CONTROL UNIT (REMOTE CONTROLLED) Masats No's 42670A00 & 42670A01</p>	<p>Masats Part No's 12V=426105A2+422741AO ELE943 + ELE944 TDS 24V=426110C4+422745AO ELE945 + ELE946 TDS</p>
	<p>ELE926 24V BCE LH MOTOR (UNUS NMASRI A30/DF 24V (218042)</p>	<p>B218043 BCE</p>
	<p>ELE927 BCE LH GEAR BOX ASSY WITH PIN DRIVE (NO MOTOR SUPPLIED)</p>	<p>ELE927 IS PART OF COMPLETE BCE ASSY (B700174=12V) BCE (B700106=24V) BCE</p>

	<p>ELE928 24V BCE LH GEAR BOX ASSY WITH PIN DRIVE INCL: MOTOR+COVER</p> 	<p>B700106=24v BCE</p>
	<p>ELE929 12V BCE LH GEAR BOX ASSY WITH PIN DRIVE INCL: MOTOR + COVER</p> 	<p>B700174=12v BCE</p>
	<p>ELE931 24V BCE REMOTE CONTROL WITH FOB KIT</p>	<p>B722024 BCE</p>
	<p>ELE934 24V MASATS CONTROL RELAY (BE 01/24)ASSEMBLY KIT</p>	<p><i>MASATS</i> RELAY 483036A0</p>
	<p>ELE940 12V BCE RH GEAR BOX ASSY WITH PIN DRIVE INCL: MOTOR + COVER</p>	<p>B700172 BCE (700107)</p>
	<p>ELE941 12V BCE RH MOTOR (UNUS NMASRI A10/DF 12V 218039)</p> <p># LH VERSION = ELE907</p>	<p>B218041 BCE</p>



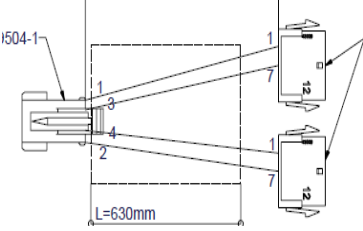



	<p>ELE938 24V MASATS MOTOR UNIT</p>	<p>32569A24 <i>Masats</i></p>
	<p>ELE936 12/24V MASATS CONTROL UNIT</p>	<p>42645Z00 <i>Masats</i></p>
	<p>EWL200 REED SWITCH LOOM ASSY (PNE013B NORMALLY OPEN)</p> <p># EWL200S INCLUDES 2x KIT002-07 LOW PRESS SWITCHES</p>	<p>EWL200 <i>TDS</i> (OPTARE VEHICLES – TDS SHELFPLATE)</p>
	<p>EWL201 HALOGEN DOWNLIGHT ASSY</p> <p># 2014 REPLACED BY LIT009-04</p>	<p>EWL201 <i>TDS</i> 29455074</p>
	<p>EWL203 REED SWITCH LOOM ASSY (PNE018B NORMALLY CLOSED)</p> <p># EWL203S INCLUDES 2x KIT002-07 LOW PRESS SWITCHES</p>	<p>EWL203 <i>TDS</i> (OPTARE VEHICLES – TDS SHELFPLATE)</p>
	<p>EWL212-03 EDRIIVE REED SWITCH LOOM ASSY (PNE018B NORMALLY CLOSED)</p>	<p>EWL212-03 <i>TDS</i> (TREKABUS VEHICLES – TDS SHELFPLATE)</p>


	<p>EWL225 REED SWITCH LOOM ASSY (INCL PNE013B + PNE018B)</p>	<p>EWL225 <i>TDS</i> (DENNIS EAGLE DUSTCART)</p>
	<p>EWL236 12v SPIDER WIRING LOOM FOR ELE904 CONTROL (GREEN) BOX</p>	<p>B219159 <i>BCE</i></p>
	<p>EWL236 24v SPIDER WIRING LOOM FOR ELE942 CONTROL (GREEN) BOX</p>	<p>B219196 <i>BCE</i></p>
	<p>KIT002-07 LOW PRESSURE SWITCH KIT DW40 REPLACEMENT (ELE051G>K)</p>	<p>033096 <i>Deans</i> ELE051G <i>TDS</i> KIT002-07 <i>TDS</i> 66902624 6690824N00 16R0227 033096</p>
	<p>LIT001A HALOGEN DOWN LIGHT 24V # OBSOLETE FROM JAN14</p>	<p>216392 <i>Peters</i> DEP-00047 16R0201</p>
	<p>LIT004A 28V x 20W HALOGEN BULB (ORIGINALLY FITTED IN LIT001A) # REPLACED BY LIT006A</p>	<p>216393 <i>Peters</i> DEP-00048</p>

	<p>LIT006A 8 LED G4 BULB 8-30V COOL WHITE FITS ALL G4 TYPE DOWNLIGHTS</p> <p># ALTERNATIVE/UPGRADE TO OBSOLETE HALOGEN BULBS</p>	<p>LIT006A TDS</p>
	<p>LIT008-300-24 (24V) LIT008-300-12 (12V)</p> <p>LED STRIP DOWNLIGHT</p> <p># ALTERNATIVE LED DOWNLIGHT</p>	<p>LIT008-300-24 TDS LIT008-300-12 TDS</p> <p>OPTARE METROCITY</p> <p>40105029</p>
	<p>LIT009-24 17 LED DOWNLIGHT – 24V</p> <p># REPLACES HALOGEN VERSIONS</p>	<p>LIT009-24 TDS</p> <p>29100121</p>
	<p>PCB001A UNIVERSAL PCB PDS</p> <p># SEE PLUGIN RELAYS ELE011B + ELE012B</p>	<p>215898 Peters</p> <p>UA0138</p>
	<p>PCB001-K02 12V CONTROL PCB ASSY/KIT INST014-012</p>	<p>PCB001-K02 TDS</p>
	<p>PNE001A REED SWITCH PROXIMITY SENSOR NORMALLY OPEN STATE (BOSCH)</p>	<p>216993-09 Peters 214760 Peters</p> <p>DEP-00267 29450006 33-11181</p>
	<p>PNE001B REED SWITCH/SENSOR</p>	<p>218073-006 Peters</p>




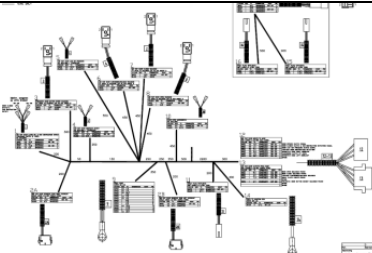

	<p align="center">PNE013B REED SWITCH PROXIMITY SENSOR NORMALLY OPEN STATE (FESTO)</p>	<p align="center">PNE013B <i>TDS</i></p> <p align="right">6690822N00 32450026 29105050</p>
	<p align="center">PNE018B REED SWITCH PROXIMITY SENSOR NORMALLY CLOSED STATE (FESTO)</p>	<p align="center">PNE018B <i>TDS</i></p> <p align="right">29450005</p>
	<p align="center">PNE028U N.O. REED SWITCH PROXIMITY SENSOR (PARKER P8S-GSFLX)</p>	<p align="center">049597 <i>Deans</i> H108537 <i>Deans</i> ADL E200 SD ADL E400 DD</p> <p align="right">6690801N13 33-11111</p>
	<p align="center">PNE050U REED SWITCH MINI INLINE 8mm (RODLESS CYLINDERS)</p> <p align="center"># SEE PNE059 – CONN CABLE</p>	<p align="center">049486 <i>Deans</i> ADL E200 SD ADL E400 DD</p> <p align="right">66903265</p>
	<p align="center">PNE051 DEANS 0106665 SENSOR</p>	<p align="center">0106665 <i>Deans</i> ADL E200 SD ADL E400 DD</p> <p align="right">6690803N00</p>
	<p align="center">PNE059 8mm CONNECTOR 3-CORE x 3MTRS > PNE050U (048486)</p>  <p align="center">PNE050U=DEANS 048486</p>	<p align="center">049487 <i>Deans</i> ADL E200 SD ADL E400 DD</p>
	<p align="center">PNE073 NO/NC MAGNETIC REED SWITCH</p> <p align="center"># USED ON LCK047 BRASS LOCK KEEP</p>	<p align="center">PNE073 <i>TDS</i></p>

	<p>A155 MICROSWITCH K5</p> <p># PART OF A159/A160 OBSTRUCTION DETECT UNIT</p>	<p>A155 <i>Ventura</i></p> <p>DEE-00118 33-11204 42-5145-155</p>
	<p>A358 PRESSURE SWITCH WABCO NC 2 BAR M12x1.5</p>	<p>A358 <i>Ventura</i></p> <p>4410140060 <i>Wabco</i> WRIGHTBUS GEMINI DD IG4/PS + STREETLITE SD IG4 + NBFL DD IG4, POLISH SCANIA OMNICITY DD PS</p> <p>DED-00232 DEV-0054</p>
	<p>A368 PS ROLLER LEVER OPEN CLOSE MICROSWITCH</p> <p># SECURING SCREW - B396 NO/NC WITH 1/4." TABS Alt=ELE139</p>	<p>A368 <i>Ventura</i> (ALL EARLIER VENTURA PS DOORS)</p> <p>DEP-00214 DSP-00092 42-5145-177 32450114 33-11185</p>
	<p>A976 IG3/PS CONNECTOR DIN B WITH VARISTOR 24</p>	<p>A976 <i>Ventura</i></p> <p>DED-00236 6690806S005 9090191</p>
	<p>C248 ELECTRIC CONTROL UNIT WABCO MTS PX</p>	<p>C248 <i>Ventura</i> POLISH SCANIA OMNICITY DD IG3/PS</p>
	<p>C249 PRESSURE SWITCH WABCO NO 4 BAR M12x1.5</p>	<p>C249 <i>Ventura</i></p> <p>4410140170 <i>Wabco</i> ADL E200/E400 EV</p> <p>DEV-00292 DED-00229 1896072</p>

	<p>C260 IG3 POTENTIOMETER CABLE ASSY 125 degs MOVEMENT</p>	<p>C260 <i>Ventura</i> POLISH SCANIA OMNICITY DD IG3 < 2007</p> <p>1780321</p>
	<p>C334 PRESSURE SWITCH WABCO NC 4 BAR M12x1.5</p>	<p>C334 <i>Ventura</i> BLUEBIRD SD RS</p>
	<p>C943 CABLE LOOM SENSITIVE EDGES</p>	<p>C943 <i>Ventura</i> POLISH SCANIA OMNICITY DD IG3/PS</p>
	<p>D331-001 SENSITIVE EDGE 1905 D331-003 SENSITIVE EDGE 1930</p>	<p>D331-001 <i>Ventura</i> ADL E200 IG4, WRIGHTBUS NBFL DD IG4 PLAT, NBFL IG4, NBFL IG4 PLAT, NBFL PS, NBFL RS # FROM DEC12</p> <p>DEV-00551 6690839D445</p> <p>D331-003 <i>Ventura</i> WRIGHTBUS ECLIPSE SD IG4</p> <p>DEA-00255 42-5145-331</p>
	<p>D331-004 SENSITIVE EDGE 1870 D331-005 SENSITIVE EDGE 1980</p>	<p>D331-004 <i>Ventura</i> WRIGHTBUS NBFL DD IG4</p> <p>42-5145-031 33-19089-2</p> <p>D331-005 <i>Ventura</i> EAST LANCS SD PS</p>
	<p>D331-010 SENSITIVE EDGE 1895</p>	<p>D331-008 <i>Ventura</i> WRIGHTBUS GEMINI DD PS, EAST LANCS OLYMPUS DD PS</p> <p>D331-010 <i>Ventura</i> ADL E200 SD PS</p> <p>6690822D31</p>


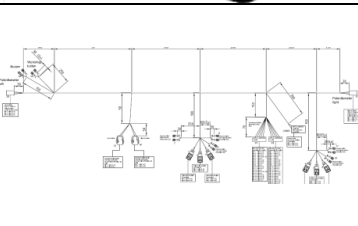

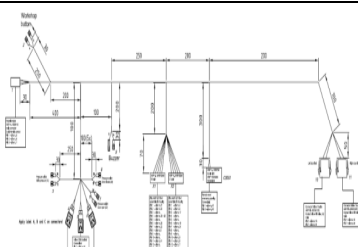




	<p>D331-014 (D331-068) SENSITIVE EDGE 1955</p> <p>D331-021 SENSITIVE EDGE 2030</p>	<p>D331-014 <i>Ventura</i> WRIGHTBUS STREETCAR PS, MCV SD EVOLUTION PS DED-00373 6690800F155</p> <p>D331-021 <i>Ventura</i> TEMSA SD IG4</p>
	<p>D331-022 SENSITIVE EDGE 1760</p> <p>D331-023 SENSITIVE EDGE 1715</p>	<p>D331-022 <i>Ventura</i> ADL E400 DD IG3/PS, POLISH SCANIA OMNICITY DD IG3/PS, BLUEBIRD RS 6690801N33 1780385</p> <p>D331-023 <i>Ventura</i> EAST LANCS SD PS + OLYMPUS DD PS, POLISH SCANIA OMNICITY DD IG3/PS</p>
	<p>D331-024 SENSITIVE EDGE 1800</p> <p>D331-025 SENSITIVE EDGE 2000</p>	<p>D331-024 <i>Ventura</i> BLUEBIRD RS 2012> WRIGHTBUS PS2 DEE-00119</p> <p>D331-025 <i>Ventura</i> MCV SD EVOLUTION PS DEV-00033</p>
	<p>D331-040 (D331-008) SENSITIVE EDGE 1850</p> <p>D331-073 SENSITIVE EDGE 1780</p>	<p>D331-024 <i>Ventura</i> WRIGHTBUS GEMINI DD IG4 DEV-00080 6690802L42</p> <p>D331-073 <i>Ventura</i> MCV DD EVOSETI & EVORA IG4, OPTARE METRODECKER IG4 6690800N363</p>
	<p>D331-002 (D331-072) SENSITIVE EDGE 1778 (1.2 KOHM)</p> <p>D331-051 SENSITIVE EDGE 1910 (1.2 KOHM)</p> <p>D331-060 SENSITIVE EDGE 1800 (1.2 KOHM)</p>	<p>D331-002 <i>Ventura</i> MCV DD EVOSETI 6690817L120</p> <p>D331-051 <i>Ventura</i> WRIGHTBUS NBFL DD IG4/IG4 PLAT DEV-00124 6690800D203</p> <p>D331-060 <i>Ventura</i> BLUEBIRD SD RS <u>ELEC</u> 6690800L157</p>




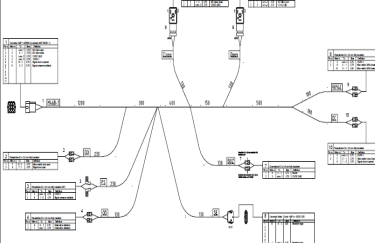


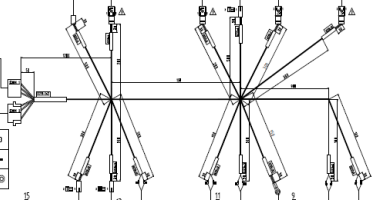

	<p>D331-041 SENSITIVE EDGE 1970 (8.2 KOhm)</p> <p>D331-042 (D331-081) SENSITIVE EDGE 1840 (8.2 KOhm)</p> <p>D331-065 SENSITIVE EDGE 1920 (8.2 KOhm)</p> <p>D331-090 SENSITIVE EDGE 1920 (8.2 KOhm)</p>	<p>D331-041 <i>Ventura</i> BYD SD IG4</p> <p>D331-042 <i>Ventura</i> WRIGHTBUS STREETLITE IGE</p> <p>D331-065 <i>Ventura</i> ADL E200 MMC/EV</p> <p>D331-065 <i>Ventura</i> CAETANO ECITY IGE/PSE</p> <p>6690801E001 DEV-00534</p>
	<p>D340 POTENTIOMETER CABLE ASSY 180 degs MOVEMENT</p>	<p>D340 <i>Ventura</i> POLISH SCANIA OMNICITY DD PS BYD DD PS</p> <p>1780460</p>
	<p>E126 CONNECTOR MOLEX RECEPTACLE (USED WITH SENS EDGES)</p>	<p>E126 <i>Ventura</i></p> <p>DED-00375 42-5145-126 1780511</p>
	<p>E127 CONNECTOR MOLEX (SENS EDGE LOOM)</p>	<p>E127 <i>Ventura</i></p> <p>DED-00474 42-5145-127</p>
	<p>E135 SENS EDGE FEMALE MOLEX PIN</p> <p>E136 SENSE EDGE MALE MOLEX PIN (FEMALE SHOWN)</p>	<p>E135 <i>Ventura</i> DED-00474 42-5145-127</p> <p>E136 <i>Ventura</i> DED-00473 42-5145-136</p>
	<p>E286 PS SPIRAL CABLE ASSY</p>	<p>E286 <i>Ventura</i> WRIGHTBUS GEMINI DD PS, ADL E200 SD PS + E400 DD PS, PLAXTON PRESIDENT DD PS, EAST LANCS OLYMPUS DD PS, MCV SD EVOLUTION PS, POLISH SCANIA OMNICITY DD PS</p> <p>DED-00329 42-5145-286 1780434 9090404</p>

	<p>E398 24V DOOR BUZZER</p>	<p>E398 <i>Ventura</i></p> <p>6690825D31</p>
	<p>E632 24VDC CONNECTOR DIN B WITH DIODE</p>	<p>E632 <i>Ventura</i></p>
	<p>E766 AMP CONNECTOR 21 POLE MALE</p>	<p>E766 <i>Ventura</i> MELLOR ORION RS</p>
	<p>E767 AMP CONNECTOR 21 POLE FEMALE</p>	<p>E767 <i>Ventura</i> MELLOR ORION RS</p> <p>6690841L013</p>
	<p>E875 CABLE LOOM DD WBUS</p>	<p>E875 <i>Ventura</i> WRIGHTBUS GEMINI DD PS</p>
	<p>F017 CABLE CHT46 (FOR CAPTRON BUTTONS)</p>	<p>F017 <i>Ventura</i></p> <p>7631801N33</p>
	<p>F406 6PIN CONNECTOR MALE</p>	<p>F406 <i>Ventura</i></p> <p>DEE-00115 6690811F75 1895345</p>
	<p>F407 6PIN CONNECTOR FEMALE</p>	<p>F407 <i>Ventura</i></p> <p>DEE-00110 6690807L013 1895309</p>

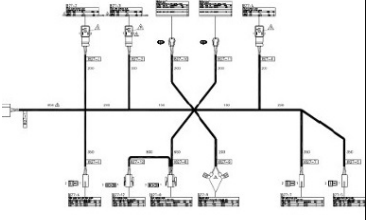

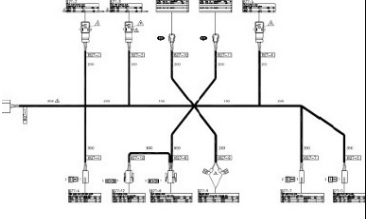


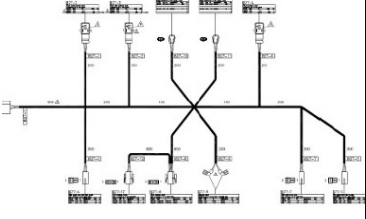

	<p align="center">F424 CABLE LOOM PSP WABCO</p>	<p align="center">F424 <i>Ventura</i> WRIGHTBUS ECLIPSE SD PS + STREETCAR PS + NBFL DD PS, OPTARE SD PS VERSA + TEMPO</p> <p align="right">DED-00366</p>
	<p align="center">F722 SPIRAL CABLE IG ASSY</p>	<p align="center">F722 <i>Ventura</i> POLISH SCANIA OMNICITY DD IG3</p>
	<p align="center">F887 CABLE LOOM IG WABCO MTS</p>	<p align="center">F887 <i>Ventura</i> POLISH SCANIA OMNICITY DD IG3</p>
	<p align="center">G208 CABLE LOOM PS WABCO MTS</p>	<p align="center">G208 <i>Ventura</i> POLISH SCANIA OMNICITY DD PS</p>
	<p align="center">G528 CABLE LOOM PS WABCO DD</p>	<p align="center">G528 <i>Ventura</i> EAST LANCS OLYMPUS DD PS</p>
	<p align="center">G584 CABLE FOR CAPTRON PREMOUTED</p>	<p align="center">G584 <i>Ventura</i></p>
	<p align="center">H618 WIRING LOOM IG3 WRIGHT</p>	<p align="center">H618 <i>Ventura</i> WRIGHTBUS ECLIPSE SD IG4 + GEMINI DD IG3/IG4 + STREETLITE SD IG4 + NBFL DD IG4, POLISH SCANIA OMNICITY DD PS</p> <p align="right">DEE-00114</p>
	<p align="center">H864 3-WIRE NORMAL OPEN PROXIMITY REED SWITCH (FESTO IG3 CYLINDERS)</p> <p align="center"># OCT15 REPLACED BY P539</p>	<p align="center">H864 <i>Ventura</i> WRIGHTBUS ECLIPSE SD IG3 + GEMINI DD IG3 + STREETLITE SD IG4, ADL E200 SD IG4 + E300 SD IG3/IG4 + E400 DD IG3/IG4, EAST LANCS SD IG3 + OLYMPUS DD IG3, MCV SD 112/124RLE IG4</p>

	<p>H902 CABLE LOOM SHELF PLATE SPOTLIGHT</p>	<p>H902 <i>Ventura</i> WRIGHTBUS ECLIPSE SD IG3/IG4 + GEMINI DD IG3/IG4 + STREETLITE SD IG4 + WRIGHBUS NBFL DD IG4/IG4 PLAT/PS DEV-00272</p>
	<p>I187 POTENTIOMETER CABLE ASSY 125 degs MOVEMENT # FEB22 BEING REPLACED BY VB2671</p>	<p>I187 <i>Ventura</i> POLISH SCANIA OMNICITY IG3 2008 > ADL E200/E400 EV 6690804E001 1911060</p>
	<p>I523 PS CABLE LOOM ADL</p>	<p>I523 <i>Ventura</i> ADL E200 SD PS, E400 DD PS 6690809D31</p>
	<p>I581 IG3 SPIRAL CABLE ASSY</p>	<p>I581 <i>Ventura</i> ADL E300 SD IG3, WBUS GEMINI DD & ECLIPSE SD, POLISH SCANIA OMNICITY DD IG3, TEMSA SD IG4 DEE-00109 6600800N26</p>
	<p>I822 PRESSURE SWITCH WABCO NO 2 BAR M12 x 1.5</p>	<p>I822 <i>Ventura</i> 4410140010 <i>Wabco</i> MCV DD EVOSETI ADL E200/E400 EV PSE 6600802N33</p>
	<p>I827 IG CABLE LOOM ADL</p>	<p>I827 <i>Ventura</i> ADL E200 SD IG4 + E300 SD IG3/IG4 + E400 DD IG3/IG4, MCV SD 112/124RLE IG4 6690807F75</p>
	<p>J087 CABLE LOOM</p>	<p>J087 <i>Ventura</i> MCV SD EVOLUTION PS</p>

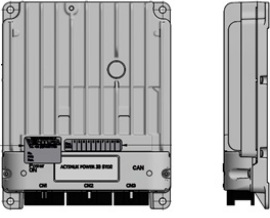
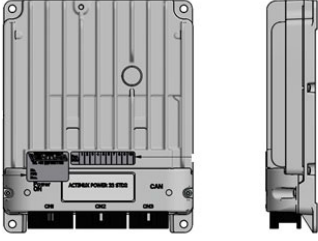

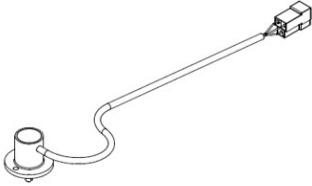
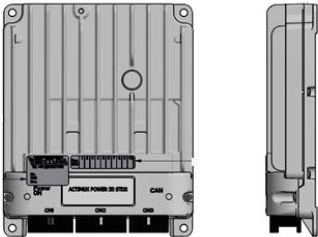
	<p>J097 12V SOLENOID COIL MSFG-12-OD</p>	<p>J097 <i>Ventura</i></p>
	<p>J208 CABLE LOOM</p>	<p>J208 <i>Ventura</i> POLISH SCANIA OMNICITY DD IG3 1896143</p>
	<p>J278 RS SPIRAL CABLE ASSY</p>	<p>J278 <i>Ventura</i> BLUEBIRD SD RS WB NBFL PLAT RS DEV-00582 6690830D237</p>
	<p>J995 CABLE LOOM PS SCANIA</p>	<p>J995 <i>Ventura</i> POLISH SCANIA OMNICITY DD PS</p>
	<p>L190 CONNECTOR 2 POLE MALE (SENS EDGE)</p>	<p>L190 <i>Ventura</i> DEV-00133 6690805D252</p>
	<p>L271 CABLE LOOM IGP 1350 TEMSA</p>	<p>L271 <i>Ventura</i> TEMSA SD IG4</p>
	<p>L285 CONNECTOR 2-POLE FEMALE (SENS EDGE)</p>	<p>L285 <i>Ventura</i> WRIGHTBUS IG4 DEV-00301 6690838S01</p>
	<p>L312 PS2/RS ROLLER LEVER OPEN CLOSE MICROSWITCH # SINGLE MS FIXING BOLT = I513 # DOUBLE MS FIXING BOLT = S690</p>	<p>L312 <i>Ventura</i> BLUEBIRD/MELLOR RS & WRIGHTBUS NBFL PLAT, NBFL PS, NBFL RS DEV-00591 6690802S01</p>

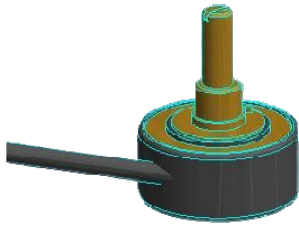
	<p>L317 PS/RS CABLE LOOM ADAPTER 2-12 POLE</p>	<p>L317 <i>Ventura</i> WRIGHTBUS PS2</p> <p>DEE-00113 6690844S01</p>
	<p>L819 SPIRAL CABLE LOOM</p>	<p>L819 <i>Ventura</i></p>
	<p>M386 BUZZER 12V DC</p>	<p>M386 <i>Ventura</i> BLUEBIRD SD RS</p>
	<p>M468 CABLE LOOM</p>	<p>M468 <i>Ventura</i> BLUEBIRD SD RS</p>
	<p>N670 IG4 NBFL SPIRAL CABLE ASSY</p>	<p>N670 <i>Ventura</i> WRIGHTBUS GEMINI PS2.1 + NBFL DD IG4 PLAT + STREETLITE</p> <p>DEV-00287</p>
	<p>O500 IG4 SPIRAL CABLE ASSY</p>	<p>O500 <i>Ventura</i> WRIGHTBUS GEMINI DD IG4 + NBFL DD IG4 WRIGHTBUS + ADL PS2 (Later Models)</p> <p>DEV-00081 6690801N363</p>
	<p>O719 CABLE LOOM</p>	<p>O719 <i>Ventura</i> WRIGHTBUS NBFL DD IG4 PLAT</p> <p>DEV-00303</p>
	<p>P535 SOLENOID 24VDC DIN B U77</p> <p># USED ON P807/P542 VALVES</p>	<p>P535 <i>Ventura</i> (ALL IG4 CAMOZZI SPOOL VALVES)</p> <p>DEV-00408 71160010</p>

	<p>P539 REED SWITCH PROXIMITY SENSOR NORMALLY OPEN STATE (CAMOZZI) # REPLACES H864 (IG3)</p>	<p>P539 <i>Ventura</i> <i>Replaced H864 from Sep2011></i> # ALL IG3/4 DOOR CYLINDERS DEE-00112 34455060 7636800D218</p>
	<p>Q609 REED SWITCH PROXIMITY SENSOR NORMALLY OPEN STATE - AMP SUPERSEAL</p>	<p>Q609 <i>Ventura</i> RAMPS – BLUEBIRD/MELLOR ORION 7636800L146</p>
	<p>Q619 ELEC LINEAR ACTUATOR IGE</p>	<p>Q619 <i>Ventura</i> ADL E200/E400 EV IGE, WRIGHTBUS STREETLITE IGE 6690800E003</p>
	<p>Q632 ELECTRIC ACTUATOR 32 x 1065</p>	<p>Q632 <i>Ventura</i></p>
	<p>Q672 ELECTRIC MOTOR 12V DC RS</p>	<p>Q672 <i>Ventura</i> BLUEBIRD ORION RS ELEC</p>
	<p>T129 ELEC DOOR CONTROLLER #2017 – UPGRADING TO VA8616 NOTE WIRING RE-PIN REQUIRED</p>	<p>T129 <i>Ventura</i> BLUEBIRD ORION (ELEC RS)</p>
	<p>U181 WATERPROOF MICROSWITCH NO & NC</p>	<p>U181 <i>Ventura</i> ELE158-01 TDS 7631802N33 29455067</p>

	<p align="center">U839 CABLE LOOM ADAPTER PS</p>	<p align="center">U839 <i>Ventura</i> WRIGHTBUS PS2</p> <p align="right">DEE-00116</p>
	<p align="center">VA0520 SENSOR INFRARED - E500 MMC</p>	<p align="center">VA0520 <i>Ventura</i></p> <p align="center">6690819L120</p>
	<p align="center">VA0571 CABLE LOOM ADAPTER</p>	<p align="center">VA0571 <i>Ventura</i> WRIGHTBUS PS2</p> <p align="right">DEE-00117</p>
	<p align="center">VA0739 PS2 SPIRAL CABLE ASSY</p>	<p align="center">VA0739 <i>Ventura</i> WRIGHTBUS & ADL PS2</p> <p align="right">66908160</p>
	<p align="center">VA2211 IGE DOOR CONTROLLER – WBUS</p>	<p align="center">VA2211 <i>Ventura</i> WRIGHTBUS STREETLITE IGE</p>
	<p align="center">VA2252 CABLE LOOM</p>	<p align="center">VA2252 <i>Ventura</i> WRIGHTBUS STREETLITE IGE</p>
	<p align="center">-VA3302 IG4 NBFL - FOOT SHORT SIDE SENSITIVE EDGE</p>	<p align="center">VA3302 <i>Ventura</i> WRIGHTBUS NBFL PLATFORM</p> <p align="right">DEV-00794</p>

	<p>VA3340 RS CABLE LOOM RS NBFL</p>	<p>VA3340 <i>Ventura</i> WRIGHTBUS NBFL PLATFORM</p>
	<p>VA3594 PS2E 24V DRIVE UNIT PERFORMAX 52.1</p>	<p>VA3594 <i>Ventura</i> ADL E200/E400 EV (PS2)</p> <p>6690822E001</p>
	<p>VA3699 IG4 NBFL - FOOT LONG SIDE SENSITIVE EDGE</p>	<p>VA3699 <i>Ventura</i> WRIGHTBUS NBFL PLATFORM</p> <p>DEV-00793</p>
	<p>VA3704 IG4 NBFL DOOR LEAF CABLE LOOM 2/2 POLE</p>	<p>VA3704 <i>Ventura</i> WRIGHTBUS NBFL PLATFORM</p> <p>DEV-00795</p>
	<p>VA6134 RS LEVER MICROSWITCH NORMALLY OPEN (SCHALTBAU)</p>	<p>VA6134 <i>Ventura</i></p>
	<p>VA6195 RS ELECTRIC ACTUATOR 32x1065</p>	<p>VA6195 <i>Ventura</i> MELLOR ORION RS ELEC</p>
	<p>VA6199 RS 12V ELECTRIC MOTOR</p>	<p>VA6199 <i>Ventura</i> MELLOR ORION RS ELEC</p>
	<p>VA6346 RS 12V LATCHING RELAY</p>	<p>VA6346 <i>Ventura</i> MELLOR ORION RS</p>

	<p>VA7226 IGE DOOR CONTROLLER – ADL</p> <p>VA7228 IGE DOOR CONTROLLER – ADL</p>	<p>VA7226 <i>Ventura</i> 6690801000</p> <p>VA7228 <i>Ventura</i> ADL E200 EV 6690802000</p>
	<p>VA8616 RS DOOR CONTROLLER - MELLOR</p>	<p>VA8616 <i>Ventura</i> MELLOR ORION RS ELEC</p>
	<p>VA8679 RS CABLE LOOM</p>	<p>VA8679 <i>Ventura</i> MELLOR ORION RS ELEC</p>
	<p>VB1622 SWITCH INDUCTIVE</p>	<p>VB1622 <i>Ventura</i></p>
	<p>VB2107 PS1E 24V ELECTRIC MOTOR</p> <p># REPLACES S996</p>	<p>VB2107 <i>Ventura</i> ADL E200 EV (PS1)</p>
	<p>VB2671 POTENTIOMETER 125 DEG</p> <p># REPLACES I187</p>	<p>VB2671 <i>Ventura</i></p> <p>DEV-00610</p>
	<p>VB3691 RS DOOR CONTROLLER – ARRIVAL</p>	<p>VB3691 <i>Ventura</i></p>



VC1128
POTENTIOMETER DRIVE UNIT

VC1128 *Ventura*

6690870L002