

**td**

TRANSPORT DOOR  
**SOLUTIONS**



*Serving the Bus & Coach Industry since 2006*

# LEADING UK BUS DOOR PARTS SUPPLIER

**VENTURA**  
SYSTEMS

**UK/IE AFTERMARKET  
& SERVICE PARTNER**



Over  
**2200**  
customers  
worldwide

**LARGEST INDUSTRY CROSS  
REFERENCE DATABASE**

[www.transportdoorsolutions.co.uk](http://www.transportdoorsolutions.co.uk)



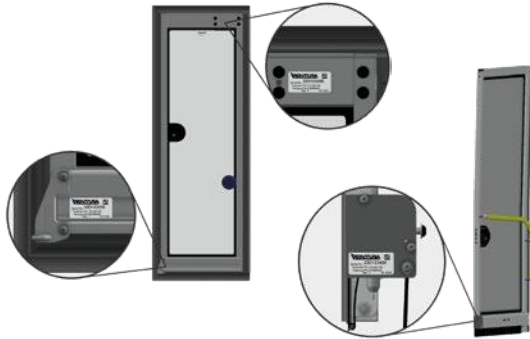
© 2024 - All rights reserved - Transport Door Solutions Ltd

Welcome to our 4th issue of the TDS Product Guide that is growing ever popular each year we update. We have added more helpful part details, removed obsolete items and added new parts with after market activity. There is now a new Maintenance section which highlights tooling and service kits that increase your ability to extend the reliable working life of your door system. Please use this guide alongside side our regularly updated website that covers many more parts and offers more useful information.

This guide includes the most regularly used service parts on door systems in service in UK & Irish fleets including City/Rural Buses supplied by **Alexander Dennis, Bamford Bus (Wrightbus)**, **BYD UK, Caetano, MCV** and **Switch (Optare)** Minibuses supplied by **Mellor Bus & Treka Bus**. We can supply any OE part for **TDS** and **Ventura** systems including items to support more major(crash) repairs including complete drive mechanisms, shelfplates, door leaves and door shafts direct from production.

We supply **OE** parts for ALL current **TDS & Ventura** doors, alongside a good range of parts needed for older **Peters & Deans** systems. To provide a greater offering to Operators, we are also able to supply a number of parts for common coach/minibus doors manufactured by **BCE, Masats & Revar**.

If the part number you require is unknown, please send a picture and provide **serial number label** details from the nearest main door component (door leaf or shelfplate). If labels are missing, provide details from a sister vehicle and confirm **vehicle model** and **body number/registration** details. Labels should be located as indicated.










**DOOR TYPE KEY:**



**INWARD GLIDER** IG, IG3, IG4/E  
**PLUG SLIDER** PS, PS1, PS2/E  
**RAPID SLIDER** RS/E



**OE REFERENCES KEY:**

	<b>Deans</b>		<b>BCE</b>
	<b>Peters</b>		<b>MASATS</b>
	<b>TDS</b>		<b>REVAR</b>
	<b>Ventura</b>		

# CONTENTS

BEARINGS, BUSHES & ROLLERS	4
BRACKETS & PIVOTS	18
BUTTONS	26
CRANK ARMS & STUB SHAFTS	36
CYLINDERS & RAMS	40
ELECTRICAL	46
FABRICATED & PLATES	54
FIXINGS, SPACERS & STOPS	62
GEARS, SPRINGS & CABLES	66
LOCKS, HANDLES & COVERS	70
PNEUMATIC FITTINGS	74
PNEUMATIC OTHER	78
SABOTS & COVERS	82
SEALS - BRUSH & RUBBER	84
VALVES	92
MAINTENANCE	100

## BEARINGS, BUSHES &amp; ROLLERS

IMAGE	PART NUMBER	DESCRIPTION	OE REFERENCES
	ASY001B	BOTTOM BEARING ASSY - Ø22mm ROLLER	215311 Peters
	ASY002B	BOTTOM BEARING ASSY - Ø25mm ROLLER	218065 Peters
	ASY003B	UNIVERSAL GUIDE SPINDLE LONG Ø30 ROLLER  # Adjustment 60mm min 73mm max	H102250 Deans H105408 Deans 216292-KIT Peters
	ASY004B	UNIVERSAL GUIDE SPINDLE SHORT Ø30 ROLLER  # Adjustment 48mm min 60mm max	216264-KIT Peters 0123268 Deans H102249, 106070 033889B-10A
	ASY006B	INLINE BOTTOM BEARING - Ø25mm ROLLER	75-22155 Deans ASY006B TDS
	ASY007A	INLINE BOTTOM BEARING - Ø22mm ROLLER	215514 Peters
	ASY009B	INLINE BOTTOM BEARING - Ø25mm ROLLER	ASY009B TDS
	ASY010A	INLINE BOTTOM BEARING - Ø32mm ROLLER	032024+5 Deans

# BEARINGS, BUSHES & ROLLERS

IMAGE	PART NUMBER	DESCRIPTION	OE REFERENCES
	ASY013A	TRI BOTTOM BEARING - Ø25mm ROLLER	<b>C24245 Deans</b>
	ASY014A	TRI BOTTOM BEARING - Ø32mm ROLLER	<b>C23262 Deans</b> <b>C23632 Deans</b> <b>C44067 Deans</b>
	ASY017T	BOTTOM STEADY SPINDLE LONG	<b>ASY017T TDS</b>
	ASY019A	Ø 10 SPH BEARING PLATE ASSY	<b>045470 Deans</b> <b>D34018 Deans</b> <b>031821 Deans</b>
	ASY020A	M12 X 1.75 SPH PIVOT PLATE ASSY	<b>100-034-KIT Peters</b>
	ASY023T	SPINDLE ASSY LONG=97 X M16 Ø32 ROLLER	<b>026426 Assy Deans</b>
	ASY024T	SPINDLE ASSY SHORT =71 X M16 Ø32 ROLLER	<b>026425 Assy Deans</b>
	ASY029A	M14 SPH BOTTOM ASSY 35mm HGT	<b>216760-ASY Peters</b>

## BEARINGS, BUSHES &amp; ROLLERS

IMAGE	PART NUMBER	DESCRIPTION	OE REFERENCES
	ASY030A	M14 SPH BOTTOM ASSY 24mm HGT	217631-ASY Peters
	ASY031	Ø22 BEARING HOUSING ASSY	205580+90 Peters
	ASY033	RH SIDE NO1 DOOR MOUNTED BOTTOM BEARING ASSY Ø32 ROLLER	0101567 Deans
	ASY034	LH SIDE NO2 DOOR MOUNTED BOTTOM BEARING ASSY Ø32 ROLLER	0101568 Deans
	ASY035T	BODE Ø30 X 94 DOOR GUIDE SPINDLE OFF SET	ASY035T TDS
	ASY040	BOTTOM BEARING BRACKET KKT Ø12 SPH BEARING (BRG046=12 X 22 X 7)	H102923 Deans
	BRG001A	PLAIN NYLON BEARING Ø22mm	205580 Peters
	BRG002A	TOP HAT NYLON FLANGE BEARING Ø22mm	200377 Peters

# BEARINGS, BUSHES & ROLLERS

IMAGE	PART NUMBER	DESCRIPTION	OE REFERENCES
	BRG003A	PLAIN NYLON BEARING Ø25mm	201421 Peters
	BRG008B	M10 X 1.5 LH MALE RODEND	203280 Peters B128 Ventura
	BRG009B	M10 X 1.5 RH MALE SPH RODEND	203281 Peters B127 Ventura
	BRG010B	M12 X 1.75 RH MALE SPH RODEND	203286 Peters 049651 Deans
	BRG012B- ASSY	1/2 UNF RH MALE SPH RODEND ASSY	E11311 Deans
	BRG013B- ASSY	7/16 UNF RH MALE SPH RODEND ASSY	E13306 Deans
	BRG015B	M14 X 2.0 RH MALE ROD END	BRG015B TDS
	BRG021B	Ø 14 SPH BEARING RACE O/D=34 X 13.5  # RETAINER CLIP = CIR001A	216767 Peters

## BEARINGS, BUSHES &amp; ROLLERS

IMAGE	PART NUMBER	DESCRIPTION	OE REFERENCES
	BRG022B	Ø 25 FLANGED SPH NY-BEARING	<b>0100559 Deans</b> <b>BRG022B TDS</b>
	BRG023B	Ø 25 FLANGED SPH BEARING	<b>216751 Peters</b>
	BRG025B	12DIAX12 (OD=18) OILITE FLANGED BUSH	<b>BRG025B TDS</b>
	BRG035	TOP NYLON BEARING	<b>034641 Deans</b>
	BRG037	Ø 14 SPH BEARING KGLM-14 OD=28 X 13.5 (ASY025)	<b>0100605 Deans</b>
	BRG040D	RODEND - PDS CYLINDER	<b>200362 Peters</b>
	BRG046	Ø 12 SPH BEARING EGLM-12 OD=22 X 7 (ASY040 & ASY027)	<b>0100606 Deans</b>
	BRG058	Ø 6 PLUG SLIDER LOWER SHAFT GUIDE RADIAL BEARING (PS) OD=19 X 6	<b>0102265 Deans</b>



# BEARINGS, BUSHES & ROLLERS

IMAGE	PART NUMBER	DESCRIPTION	OE REFERENCES
	BRG064	Ø 16mm DIA SPH BEARING RACE OD = 32 X 15	0100287 Deans
	BRG066	OPEN SLIDE CARRIAGE BEARING (PS) # CLOSED SLIDE BEARING = BRG065	H110116-010675 Deans
	BRG068B	Ø 10 X 6 X 12OD NY-SLEEVE (PS LOWER ARM)	0101454 Deans
	BRG070-01- KIT	DOUBLE LINK TRANSVERSE LINK ASSY (PS)	H102623 Deans
	BRG072	Ø 20 ROLLER BEARING OD=42 X 12 (PS ROLLER CARRIAGE)	048484 Deans
	BRG074	7/16" UNF LH MALE SPH RODEND	E13307 Deans
	BRG080	M14 X 1.5 RH FEMALE THREAD TO Ø12 SPH ROD END	0108268 Deans
	BRG085	M10 X 1.5 RH FEMALE RODEND (IGUBALL)	218058 Peters

# BEARINGS, BUSHES & ROLLERS

BEARINGS, BUSHES & ROLLERS

IMAGE	PART NUMBER	DESCRIPTION	OE REFERENCES
	L500-05-ASSY-01	M14 UPPER BEARING BRACKET ASSY	L500-05-ASSY-01 TDS
	L500-09-ASSY-01	M14 LOWER BEARING BRACKET ASSY	L500-09-ASSY-01 TDS
	RLR001A	NYLON ROLLER Ø 22mm O/DIA X 17mm Ø 12.75mm I/DIA (PETERS BOTTOM BEARINGS)	205606 Peters
	RLR002A	NYLON ROLLER Ø 25mm O/DIA X 17mm Ø 12.75mm I/DIA (PETERS BOTTOM BEARINGS)	200435 Peters 200547 Peters E22156 Deans
	RLR003A	NYLON ROLLER Ø 32mm O/DIA X 17mm Ø 12.75mm I/DIA (DEANS BOTTOM BEARINGS)	026437 Deans
	RLR004A	NYLON ROLLER Ø 30mm O/DIA X 16mm Ø 12.75mm I/DIA (PETERS GUIDE SPINDLES)	205751 Peters 215593 Peters
	RLR005A	NYLON ROLLER Ø 32V O/DIA X 17mm Ø 9.65mm I/DIA (DEANS GUIDE ROLLERS)	E32682 Deans
	A841	PS Ø10 BEARING ROLLER 6000 LLU. OD=26 X 8 (USED IN J796/K992)	A841 Ventura

# BEARINGS, BUSHES & ROLLERS

IMAGE	PART NUMBER	DESCRIPTION	OE REFERENCES
	<b>A925</b>	PS GUIDE ROLLER LR 202 40ID X 15ID #RETAINER RING = A757 # SPACER SHAFT = D978	<b>A925 Ventura</b>
	<b>B253</b>	IG Ø16 NYLON BEARING BUSH ID=16 X 22 OD=22 F= Ø30 X 2.5 (DOORSHAFT TOP ARM)	<b>B253 Ventura</b>
	<b>B689</b>	PS SHAFT BEARING BUSH Ø30 X 24L (PS/RS DOORSHAFT)"	<b>B689 Ventura</b>
	<b>B708</b>	PS Ø12 BEARING BUSH MFM-1216-10 ID=12.5 X 10. OD=16.25 F=22 X 2	<b>B708 Ventura</b>
	<b>B711</b>	M8 X 1.25 RH MALE SPH RODEND (BRONZE)	<b>B711 Ventura</b> <b>BRG061 TDS</b>
	<b>B712</b>	M8 X 1.25 LH MALE SPH RODEND (BRONZE) (PS/RS CONNECTING RODS)	<b>B712 Ventura</b> <b>BRG062 TDS</b>
	<b>C395</b>	RUBBER BUSH 50MM NBR 65 (IG CYLINDERS)	<b>C395 Ventura</b>
	<b>D105</b>	PS GUIDE ROLLER Ø12 ROLLER BEARING OD=30 X 8	<b>D105 Ventura</b>
	<b>D107</b>	PS Ø12 BEARING BUSH ID=12 X 7. OD=14 F=19.75 X 1.0	<b>D107 Ventura</b>

# BEARINGS, BUSHES & ROLLERS

BEARINGS, BUSHES & ROLLERS

IMAGE	PART NUMBER	DESCRIPTION	OE REFERENCES
	D112	IG3 Ø 25 BEARING BLOCK FLCTEY (DOORSHAFT)	D112 Ventura
	D552	PS Ø24 ROLLER ASSY ID=14 X 12	D552 Ventura
	D760	PS SPACER 16/10 L23.5	D760 Ventura
	D803	PS LOCATING BUSH (BOTTOM SUPPORT)  # CATCH PINS = C294, D545, D546, E096, E097	D803 Ventura
	E456	PS Ø25 GUIDE ROLLER OD=25 X 6.75. ID=18	E456 Ventura
	E464	PS Ø16 NYLON BEARING ID=16 X 9. OD=18 F=23.75 X 1	E464 Ventura
	E515	PS CONNECTING ROD M8 X 50 ASSY	E515 Ventura
	F169	PS CONNECTING ROD M8 X 75 ASSY  # RODENDS = B711 + B712	F169 Ventura

# BEARINGS, BUSHES & ROLLERS

IMAGE	PART NUMBER	DESCRIPTION	OE REFERENCES
	<b>E529</b>	PS Ø10 GUIDE ROLLER LR 200 2RSR OD=30 X 9  # ROLLER BRACKET = VA0912 # RETAIN BOLT = VA0557	<b>E529 Ventura</b>
	<b>F170</b>	PS CONNECTING ROD M8 X 120 ASSY	<b>F170 Ventura</b>
	<b>F230</b>	PS CONNECTING ROD M8 X 90 ASSY  # RODENDS = B711 + B712	<b>F230 Ventura</b>
	<b>F640</b>	IG3 FLANGED BEARING BUSH Ø8 X 10 OD=10 (ACTIVE FLAP)	<b>F640 Ventura</b>
	<b>F681</b>	IG Ø14 PLAIN SPH BEARING DIN648 GE14 ID=14. OD=28 X 13.35 (DOORSHAFT TOP ARM)  # RETAINER CLIP = G756	<b>F681 Ventura</b>
	<b>G968</b>	RS SPACER BUSH DIA 16-10 L=14 # ROLLER = H750	<b>G968 Ventura</b>
	<b>H072</b>	IG3 SHAFT BEARING BUSH IB=21. OD=29.25-30 LG=30. F= Ø 38 X 5	<b>H072 Ventura</b>
	<b>H074</b>	IG3 Ø12.4 NYLON BEARING BUSH (IG3) BORE =12.4 OD=16.25 LG=10, F= Ø22 X 2.0 THK	<b>H074 Ventura</b>

# BEARINGS, BUSHES & ROLLERS

# BEARINGS, BUSHES & ROLLERS

IMAGE	PART NUMBER	DESCRIPTION	OE REFERENCES
	H096	RS PIVOT BOLT M12X60	H096 Ventura
	H119	IG4 SPACER BUSH (DOOR MECHANISM) L=30	H119 Ventura
	H706	IG HANDRAIL BUSH Ø10 6.5 L=12	H706 Ventura
	H750	PS/RS Ø 26 ROLLER ASSY OD=26 X 10. ID=21 X 8 # FIXING BOLTS = PS1 > B706, PS2 > B486, RS > B486 / J977. # SPACERS = PS1 > D760, PS2/RS > G968	H750 Ventura
	I162	IG4 SHAFT BEARING BUSH IB=21. OD=32-33 LG=30. F=Ø38 X 5	I162 Ventura
	I220	IG3 PIVOT BOLT SHORT M10 X 34L	I220 Ventura
	I261	PS BEARING BUSH Ø16 X 16.88 X Ø18 FLANGE Ø24 X 1.0 THK	I261 Ventura
	I274	PS BUSH O/D=12, I/D=9, L=9.5	I274 Ventura
	I653	RS FLANGED BUSH Ø8.0 X 5.5 X Ø10 FLANGE Ø15.0 X 0.87 THK	I653 Ventura

# BEARINGS, BUSHES & ROLLERS

IMAGE	PART NUMBER	DESCRIPTION	OE REFERENCES
	I714	IG4 GUIDING SHAFT ASSY 106 LG -96CTR X Ø28 WITH CABLE ENTRY  # ROLLER ASSY = J301	I714 Ventura
	I830	PS CONNECTING ROD M8 X 58 ASSY	I830 Ventura
	I893	IG4 GUIDING SHAFT ASSY 99 LG -89CTR X Ø28 WITH CABLE ENTRY  # ROLLER ASSY = J301	I893 Ventura
	I989	IG4 GUIDING SHAFT ASSY 87 LG -78CTR X Ø28 WITH CABLE ENTRY  # ROLLER ASSY = J301	I989 Ventura
	J301	IG Ø28mm GUIDE ROLLER ASSY (FITTED TO ALL GUIDING SHAFT ASSY)	J301 Ventura
	J405	PS CATCH BLOCK BOTTOM SUPPORT	J405 Ventura
	J796	PS CABLE ROLLER ASSY (A841+B471)	J796 Ventura
	K437	PS SPINDLE ROLLER ASSY (D134+D136)	K437 Ventura

# BEARINGS, BUSHES & ROLLERS

BEARINGS, BUSHES & ROLLERS






IMAGE	PART NUMBER	DESCRIPTION	OE REFERENCES
	<b>K992</b>	PS Ø30 PS ROLLER ASSY OD=30 X 15. ID=10 (A841+B442)	<b>K992 Ventura</b>
	<b>L067</b>	IG GUIDE ROLLER ASSY 85LG-75CTRS X Ø28  # ROLLER ASSY = J301	<b>L067 Ventura</b>
	<b>L744</b>	IG4 BEARING POINT (ACTIVE FLAP)  # SCREW = M739 # LOCK DISK = U954	<b>L744 Ventura</b>
	<b>L745</b>	IG4 Ø8 BEARING BUSH ID=8.25 X 12. OD=9.12 F=13 X 0.42 (ACTIVE FLAP)	<b>L745 Ventura</b>
	<b>L559</b>	RS CONNECTING ROD M8 X 700 ASSY	<b>L559 Ventura</b>
	<b>M117</b>	RS CONNECTING ROD M8 X 955 ASSY	<b>M117 Ventura</b>
	<b>L782</b>	IG4 Ø12.35 NYLON BEARING BUSH MFM ID=12.35 X 8 OD=18.0 F= Ø23.75 X 2.9 # FITS IN L778	<b>L782 Ventura</b>
	<b>L805</b>	IG4 DOORSHAFT BEARING B LOCK Ø20  # ADJUSTER BOLT = L812 # LOCK NUTS = A735	<b>L805 Ventura</b>
	<b>L886</b>	IG4 PIVOT BOLT SHORT M10 X 26L  # BEARING BUSH = H074	<b>L886 Ventura</b>



# BEARINGS, BUSHES & ROLLERS

IMAGE	PART NUMBER	DESCRIPTION	OE REFERENCES
	M195	PS BUSH DIA=20-16 L=25 POM	M195 Ventura
	O102	IG4 POTENTIOMETER BUSH  # BEARING BUSH = O101	O102 Ventura
	O731	IG GUIDE BLOCK (NBFL)	O731 Ventura
	P261	PS2 CATCH BLOCK BOTTOM SUPPORT	P261 Ventura
	T500	PS2 CONNECTING ROD \ M8 X 41 ASSY CTR 97	T500 Ventura
	T896	PS2 CONNECTING ROD M8 X 50 ASSY CTR 112  # RODENDS = B711 + B712	T896 Ventura
	VA0317	IG4 GUIDING SHAFT ASS. 98mm LG X M10  # ROLLER ASSY = J301	VA0317 Ventura
	VA2778	PS END BRACKET BUSH ID=10, OD=12, L=5	VA2778 Ventura

## BRACKETS & PIVOTS

IMAGE	PART NUMBER	DESCRIPTION	OE REFERENCES
	ASY025	IG PIVOT BRACKET ASSY  # Ø14 BEARING=BRG037	H105023 Deans
	BRK002A	IG DOOR GUIDE BRACKET INLINE CRANKED 74W X 146L X 30H	BRK002A TDS
	KIT010	IG DOORSHAFT PIVOT FIXING KIT	100-051-KIT Peters
	L500-05- ASSY-01	IG UPPER BEARING BRACKET ASSY  # Ø14 BEARING=BRG021B	L500-05-ASSY-01 TDS
	L500-06-LH	IG DOOR GUIDE BRACKET LH – OFFSET CRANKED 151L X 25H	L500-06-LH TDS
	L500-06-RH	IG DOOR GUIDE BRACKET RH – OFFSET CRANKED 151L X 25H	L500-06-RH TDS
	L500-09- ASSY-01	IG LOWER BEARING BRACKET ASSY  # Ø14 BEARING=BRG021B	L500-09-ASSY-01 TDS
	PVT010A	IG DOOR HINGE BLOCK LONG- Ø12.7 SPIGOT X22.5L	E25408 Deans

## BRACKETS &amp; PIVOTS

IMAGE	PART NUMBER	DESCRIPTION	OE REFERENCES
	PVT011A	IG DOOR HINGE BLOCK SHORT- Ø12.7 SPIGOT X14L	E25407 Deans
	PVT017-ASY	IG M14 UPPER BEARING PIVOT ASSY M14 X 2.0	PVT017-ASY TDS
	PVT018-ASY	IG M14 LOWER BEARING PIVOT ASSY M14 X 2.0	PVT018-ASY TDS
	PVT029	PS LOWER PIVOT ARM ASSY	088099 Deans
	B585	IG4 PIVOT BOLT M6X12	B585 Ventura
	C924	PS CATCH PIN	C924 Ventura
	D545	PS CATCH PIN PLATE LH	D545 Ventura
	D546	PS CATCH PIN PLATE RH	D546 Ventura





## BRACKETS & PIVOTS

IMAGE	PART NUMBER	DESCRIPTION	OE REFERENCES
	D703	PS DOORSHAFT ADJUSTING BRACKET LH	D703 Ventura
	D704	PS DOORSHAFT ADJUSTING BRACKET RH	D704 Ventura
	E121	PS1 BOTTOM SUPPORT ASSY LH  # PIVOT BOLT KIT = VD6482 # CATCH BLOCK = D803	E121 Ventura
	E122	PS1 BOTTOM SUPPORT ASSY RH  # PIVOT BOLT KIT = VD6482 # CATCH BLOCK = D803	E122 Ventura
	E818	PS1 BOTTOM SUPPORT ASSY LH  # PIVOT BOLT KIT = VD6482 # CATCH BLOCK = D803	E818 Ventura
	F302	PS1 BOTTOM SUPPORT ASSY RH  # PIVOT BOLT KIT = VD6482 # CATCH BLOCK = D803	F302 Ventura
	F913	PS DOORSHAFT ADJUSTER BRACKET LH 43mm	F913 Ventura
	F914	PS DOORSHAFT ADJUSTER BRACKET RH 43mm	F914 Ventura

## BRACKETS &amp; PIVOTS

IMAGE	PART NUMBER	DESCRIPTION	OE REFERENCES
	<b>G379</b>	IG3 LOWER SHAFT BRACKET LH  # BUSH = H074 # SPACER = I221 # PIVOT BOLT = I220	<b>G379 Ventura</b>
	<b>G989</b>	IG3 FLAP PIVOT PIN PIN Ø8 SHOULDER Ø13 # BUSH = F640 # SCREW = H699 # SPRING = K745	<b>G989 Ventura</b>
	<b>H437</b>	IG3 DOORSHAFT SUPPORT RH  # PIVOT BOLT KIT = VD6483	<b>H437 Ventura</b>
	<b>H465</b>	IG3 DOORSHAFT SUPPORT RH  # PIVOT BOLT KIT = VD6483	<b>H465 Ventura</b>
	<b>H502</b>	IG3 GUIDING BRACKET LH	<b>H502 Ventura</b>
	<b>H508</b>	IG3 GUIDING BRACKET RH	<b>H508 Ventura</b>
	<b>H776</b>	IG3 BOTTOM SUPPORT LH 135  # PIVOT BOLT = G951	<b>H776 Ventura</b>
	<b>H777</b>	IG3 BOTTOM SUPPORT RH 135  # PIVOT BOLT = G951	<b>H777 Ventura</b>

## BRACKETS &amp; PIVOTS

IMAGE	PART NUMBER	DESCRIPTION	OE REFERENCES
	<b>I269</b>	PS BOTTOM SUPPORT LH  # PIVOT BOLT KIT = VD6482 # CATCH BLOCK = J405	<b>I269</b> Ventura
	<b>I270</b>	PS2 BOTTOM SUPPORT RH  # PIVOT BOLT KIT = VD6482 # CATCH BLOCK = J405	<b>I270</b> Ventura
	<b>I357</b>	IG3 DOORSHAFT SUPPORT ASSY LH 100  # PIVOT BOLT KIT = VD6483	<b>I357</b> Ventura
	<b>I358</b>	IG3 DOORSHAFT SUPPORT ASSY RH 100  # PIVOT BOLT KIT = VD6483	<b>I358</b> Ventura
	<b>L778</b>	IG4 LOWER SHAFT (FLAP) BRKT  # BEARING BUSH = L782 # PIVOT BOLT = L886	<b>L778</b> Ventura
	<b>M592</b>	IG4 GUIDING BRACKET LH	<b>M592</b> Ventura
	<b>M593</b>	IG4 GUIDING BRACKET RH	<b>M593</b> Ventura
	<b>N058</b>	IG4 BOTTOM SUPPORT LH ASSY 90  # PIVOT BOLT KIT = VD6483	<b>N058</b> Ventura

## BRACKETS &amp; PIVOTS

IMAGE	PART NUMBER	DESCRIPTION	OE REFERENCES
	<b>N059</b>	IG4 BOTTOM SUPPORT RH ASSY 90  # PIVOT BOLT KIT = VD6483	<b>N059 Ventura</b>
	<b>N427</b>	IG4 PIVOT POINT	<b>N427 Ventura</b>
	<b>N881</b>	IG4 BOTTOM SUPPORT LH ASSY 90  # PIVOT BOLT KIT = VD6483	<b>N881 Ventura</b>
	<b>N882</b>	IG4 BOTTOM SUPPORT RH ASSY 90  # PIVOT BOLT KIT = VD6483	<b>N882 Ventura</b>
	<b>O272</b>	PS2 BOTTOM SUPPORT LH  # PIVOT BOLT KIT = VD6482 # CATCH BLOCK = P261	<b>O272 Ventura</b>
	<b>O273</b>	PS2 BOTTOM SUPPORT RH  # PIVOT BOLT KIT = VD6482 # CATCH BLOCK = P261	<b>O273 Ventura</b>
	<b>O412</b>	IG4 PIVOT POINT BOTTOM (NBFL)	<b>O412 Ventura</b>
	<b>O413</b>	IG4 PIVOT POINT TOP (NBFL)	<b>O413 Ventura</b>

## BRACKETS & PIVOTS

IMAGE	PART NUMBER	DESCRIPTION	OE REFERENCES
	<b>P256</b>	PS2 BOTTOM SUPPORT LH # PIVOT BOLT KIT = VD6482 # CATCH BLOCK = P261	<b>P256</b> Ventura
	<b>P257</b>	PS2 BOTTOM SUPPORT RH # PIVOT BOLT KIT = VD6482 # CATCH BLOCK = P261	<b>P257</b> Ventura
	<b>S930</b>	PS2 CYLINDER BRACKET	<b>S930</b> Ventura
	<b>T986</b>	PS2 BOTTOM SUPPORT LH # PIVOT BOLT KIT = VD6482 # CATCH BLOCK = P261	<b>T986</b> Ventura
	<b>T987</b>	PS2 BOTTOM SUPPORT RH # PIVOT BOLT KIT = VD6482 # CATCH BLOCK = P261	<b>T987</b> Ventura
	<b>U537</b>	IG4 BOTTOM SUPPORT LH # PIVOT BOLT KIT = VD6483	<b>U537</b> Ventura
	<b>U538</b>	IG4 BOTTOM SUPPORT RH # PIVOT BOLT KIT = VD6483	<b>U538</b> Ventura
	<b>VA3191</b>	PS2 DOORSHAFT BRKT ASSY LH 28mm # PIVOT BOLT KIT = VD6482	<b>VA3191</b> Ventura



## BRACKETS &amp; PIVOTS

IMAGE	PART NUMBER	DESCRIPTION	OE REFERENCES
	VA3192	PS2 DOORSHAFT BRKT ASSY RH 28mm  # PIVOT BOLT KIT = VD6482	VA3192 Ventura
	VA3700	PS BOTTOM SUPPORT RH T-SLOT (NBFL)  # PIVOT BOLT KIT = VD6482	VA3700 Ventura
	VA8527	PSE SPINDLE BRACKET	VA8527 Ventura
	VD6482	PS PIVOT BOLT 16 X M10 KIT (B688)	B688 Ventura VD6482 Ventura
	VD6483	PS PIVOT BOLT 21 X M10 KIT (G951)	G951 Ventura VD6483 Ventura
	VE6811	PS CATCH PIN PLATE LH	E097 Ventura VE6811 Ventura
	VE6813	PS CATCH PIN PLATE RH	E096 Ventura VE6813 Ventura

**BUTTONS**

IMAGE	PART NUMBER	DESCRIPTION	OE REFERENCES
	BUT001-ASY-P	DRIVERS DOUBLE FLUSH BUTTON PNEUMATIC	216370 Peters 214185 Peters 032289 Deans D23582 Deans
	BUT002-ASY-P	INTERNAL DOUBLE BUTTON PNEUMATIC	216371 Peters 214186 Peters D23581 Deans
	BUT003-ASY-P	EXTERNAL EMERGENCY FLUSH BUTTON PNEUMATIC	216372 Peters 214187 Peters 031145 Deans
	BUT003-ASY-PC	EXTERNAL EMERGENCY FLUSH BUTTON PNEUMATIC BOOTED	BUT003-ASY-PC TDS
	BUT004-ASY-P	INTERNAL SINGLE CLOSE FLUSH BUTTON PNEUMATIC	216373 Peters 215168 Peters 031176 Deans
	BUT005-ASY-P	INTERNAL SINGLE OPEN FLUSH BUTTON PNEUMATIC	216374 Peters 215167 Peters
	BUT006-ASY-P	INTERNAL EMERGENCY RAISED BUTTON PNEUMATIC	216375 Peters 031175 Deans
	BUT007-ASY	DRIVERS DOUBLE FLUSH BUTTON ELECTRIC	216380 Peters

# BUTTONS









IMAGE	PART NUMBER	DESCRIPTION	OE REFERENCES
	BUT008-ASY	INTERNAL DOUBLE BUTTON ELECTRIC	216381 Peters
	BUT009-ASY	EXTERNAL EMERGENCY FLUSH BUTTON ELECTRIC	216382 Peters 031916 Deans
	BUT010-ASY	INTERNAL SINGLE CLOSE FLUSH BUTTON ELECTRIC	216383 Peters
	BUT011-ASY	INTERNAL SINGLE OPEN FLUSH BUTTON ELECTRIC	216384 Peters
	BUT012-ASY	INTERNAL EMERGENCY RAISED BUTTON ELECTRIC	216385 Peters
	BUT014-ASY-P	SINGLE BLACK FLUSH BUTTON PNEUMATIC	216444 Peters 214931 Peters 0106342 Deans
	BUT015-ASY	SINGLE BLACK FLUSH BUTTON ELECTRIC	216445 Peters
	BUT016-ASY-P	DOUBLE FLUSH BUTTON ELECTRIC OPEN PNEUMATIC CLOSE	216518 Peters

IMAGE	PART NUMBER	DESCRIPTION	OE REFERENCES
	BUT017-ASY-P	DOUBLE FLUSH BUTTON ELECTRIC & PNEUMATIC OPEN/CLOSE	217343 Peters
	BUT030B	ILLUMINATED GREEN DRIVERS CLOSE BUTTON - HALOGEN (BULB = BUT032B)	216302 Peters
	BUT031B	ILLUMINATED RED DRIVERS OPEN BUTTON - HALOGEN (BULB = BUT032B)	216301 Peters
	BUT032B	24V HALOGEN BULB FOR ILLUMINATED BUTTONS	216108 Peters
	BUT036C	RAMP REQUEST BUTTON	031595 Deans
	BUT039B-01	RED "DOOR OPEN" ILLUMINATED PUSH MOMENTARY BUTTON	DEP-00420 Wrights
	BUT041B-01	GREEN "DOOR CLOSE" ILLUMINATED PUSH MOMENTARY BUTTON	DEP-00347 Wrights
	BUT046-ASY	EXTERNAL EMERGENCY FLUSH BUTTON ELECTRIC (HOLD)	BUT046-ASY TDS

# BUTTONS












IMAGE	PART NUMBER	DESCRIPTION	OE REFERENCES
	BUT049-01	ILLUM LED BLUE DISABLED/PRAM ELEC BUTTON (3PIN W/PROOF)	<a href="#">BUT049-01 TDS</a>
	BUT050-01	ILLUM LED DOOR OPEN/CLOSE ELEC BUTTON (3PIN W/PROOF)	<a href="#">BUT050-01 TDS</a>
	BUT051-01	ILLUM LED YELLOW POLE MOUNTED DOOR OPEN BUTTON	<a href="#">BUT051-01 TDS</a>
	BUT052B-01	CLEAR/RED "DOOR OPEN" ZENER15 ILLUMINATED PUSH MOMENTARY BUTTON	<a href="#">DEP-00472 Wrights</a>
	BUT202C	LARGE DOUBLE BUTTON PNEUMATIC	<a href="#">031143 Deans</a>
	BUT204C	LARGE DOUBLE BUTTON ELECTRIC	<a href="#">031142 Deans</a>
	BUT013A	BUTTON MICROSWITCH	<a href="#">216388 Peters</a> <a href="#">026752 Deans</a>
	C250	ELECTRIC PUSH BUTTON N/O	<a href="#">C250 Ventura</a>

IMAGE	PART NUMBER	DESCRIPTION	OE REFERENCES
	D333	DISABLED BLUE ILLUMINATED BUTTON (SINGLE GLAZE)	D333 Ventura
	E747	GREEN DOORS ON WHITE ILLUMINATED BUTTON (DOUBLE GLAZE)	E747 Ventura
	F975	DISABLED BLUE ILLUMINATED BUTTON (DOUBLE GLAZE)	F975 Ventura
	F995	OPEN GREEN ILLUMINATED BUTTON – 1 SIDE	F995 Ventura
	G020	OPEN GREEN ILLUMINATED BUTTON (SINGLE GLAZE)	G020 Ventura
	F017	CABLE CHT-46 CAPTRON PREMOUNTED	F017 Ventura
	G907	EMERGENCY OPEN RAISED BUTTON PNEUMATIC (N/C)	G907 Ventura
	H694	DRIVERS DOUBLE FLUSH BUTTON PNEUMATIC (N/C)	H694 Ventura BUT001-ASY-P TDS

# BUTTONS

IMAGE	PART NUMBER	DESCRIPTION	OE REFERENCES
	H907	DOOR BUTTON FLAP COVER	H907 Ventura
	I002	GREEN ELEC PUSH BUTTON	I002 Ventura
	I003	RED ELEC PUSH BUTTON	I003 Ventura
	I226	ELECTRIC PUSH BUTTON N/O	I226 Ventura
	I470	EMERGENCY OPEN RAISED BUTTON PNEUMATIC (N/O) # VALVE = L169 EARLIER VERSION	I470 Ventura
	I823	EMERGENCY OPEN FLUSH BUTTON ELECTRIC & PNEUMATIC (N/C)	I823 Ventura BUT003-ASY-PE TDS
	I824	DOUBLE BUTTON OPEN/CLOSE ELECTRIC & PNEUMATIC (N/C)	I824 Ventura BUT002-ASY-PE TDS
	I898	INTERNAL EMERGENCY BUTTON PNEUMATIC	I898 Ventura

IMAGE	PART NUMBER	DESCRIPTION	OE REFERENCES
	1951	SINGLE RAISED BUTTON PNEUMATIC (N/C) / ELECTRIC	1951 Ventura
	1978	EMERGENCY DEVICE EXTERIOR INCL 1992	1978 Ventura
	1979	EXTERIOR CLOSE DEVICE	1979 Ventura
	1226	ELEC PUSH BUTTON (N/O)	1226 Ventura
	1992	EMERGENCY OPEN RAISED BUTTON ELECTRIC/PNEUMATIC	1992 Ventura
	J018	DOOR BUTTON COVER BLACK	J018 Ventura
	J019	PUSH BUTTON COVER HELLA	J019 Ventura
	J618	DOUBLE FLUSH BUTTON PNEUMATIC (N/C)	J618 Ventura BUT001-ASY-P TDS












# BUTTONS

IMAGE	PART NUMBER	DESCRIPTION	OE REFERENCES
	L061	EMERGENCY OPEN BUTTON PNEUMATIC (N/O)	L061 Ventura
	L062	EMERGENCY BUTTON EXTERIOR COVER	L062 Ventura M970 Ventura
	L063	EMERGENCY BUTTON INTERIOR COVER YELLOW	L063 Ventura
	L169	BUTTON PNEUMATIC VALVE (N/O)	L169 Ventura
	L866	DOUBLE FLUSH BUTTON PNEUMATIC (N/C) / ELECTRIC	L866 Ventura BUT001-ASY-PE TDS
	L876	EMERGENCY OPEN BUTTON PNEUMATIC (N/C)	L876 Ventura
	M491	RUBBER CAP PUSH BUTTON (N/O) WITH SEAL	M491 Ventura
	M492	EXTERNAL GREEN BUTTON COVER	M492 Ventura

# BUTTONS

# BUTTONS

IMAGE	PART NUMBER	DESCRIPTION	OE REFERENCES
	M494	PUSH BUTTON GREEN ELECTRIC	M494 Ventura
	M692	PUSH BUTTON RED PNEUMATIC (N/C)	M692 Ventura
	M693	PUSH BUTTON GREY PNEUMATIC (N/C)	M693 Ventura
	M979	EMERGENCY OPEN BUTTON YELLOW PNEUMATIC (NC) + ELECTRIC	M979 Ventura M971 Ventura
	N330	EMERGENCY OPEN BUTTON YELLOW PNEUMATIC (N/O) + ELECTRIC	N330 Ventura
	O749	EMERGENCY BUTTON INTERIOR COVER RED	O749 Ventura
	O750	EMERGENCY BUTTON INTERIOR COVER GREY	O750 Ventura
	O752	DOUBLE BUTTON ELECTRIC	O752 Ventura BUT008-ASY TDS
	P078	EMERGENCY PUSH BUTTON RED PNEUMATIC (N/C) + ELECTRIC	P078 Ventura

# BUTTONS

IMAGE	PART NUMBER	DESCRIPTION	OE REFERENCES
	P079	EMERGENCY PUSH BUTTON GREY/GREEN PNEUMATIC (N/C) + ELECTRIC	P079 Ventura
	U181	3-WAY IP67 WATERPROOF MICROSWITCH (NO/NC)	U181 Ventura ELE158-01 TDS
	U890	EMERGENCY COVER GREY - OPEN	U890 Ventura
	VA0006	EMERGENCY COVER GREY - CLOSE	VA0006 Ventura
	VA0124	EMERGENCY BUTTON GREY/RED PNEUMATIC NC + ELECTRIC	VA0124 Ventura
	VAL008P	BUTTON PNEUMATIC VALVE (N/C)	216389 Peters 216993-87 Peters K922 Ventura
	VB2226	INTERNAL BUTTON COVER GREY	VB2226 Ventura
	VB2339	EMERGENCY BUTTON YELLOW ELECTRIC (WP MICROSWITCH)	VB2339 Ventura
	VB2340	EMERGENCY BUTTON GREY ELECTRIC (WP MICROSWITCH)	VB2340 Ventura

## CRANK ARM & STUB SHAFTS

IMAGE	PART NUMBER	DESCRIPTION	OE REFERENCES
	CRK002A	CRANK ARM SPLINED R66 HOLE Ø12	<a href="#">CRK002A TDS</a>
	CRK006A	CRANK ARM SPLINED R57 PIN Ø12.7"	214972 Peters
	CRK007A	CRANK ARM SPLINED ASSY R57  # BEARING BUSH =BRG004B	217722 Peters
	CRK008A	CRANK ARM SPLINED R57 HOLE 10	214654 Peters
	CRK014A	CRANK ARM SPLINED R75 PIN Ø16 M12X1.75 FEMALE THREAD	<a href="#">CRK014A TDS</a>
	CRK016A	CRANK ARM DOG CLUTCH BORE 20	214195 Peters
	CRK017A	CRANK ARM LOWER COLLAR DOG CLUTCH BORE 20	214196 Peters
	CRK018A	CRANK ARM SPLINED R54 HOLE 10	214944 Peters

## CRANK ARM & STUB SHAFTS

IMAGE	PART NUMBER	DESCRIPTION	OE REFERENCES
	CRK019A	CRANK ARM SPLINED R87 HOLE 10	201456 Peters
	CRK020A	CRANK ARM SPLINED R57 HOLE M12X1.75	CRK020A TDS
	CRK022A	CRANK ARM SPLINED R59 HOLE Ø	D25189 Deans
	CRK023A	DOUBLE CRANK ARM SPLINED R57 HOLES M12 X 1.75	214656 Peters
	CRK025A	CRANK ARM SPLINED R80 PIN Ø16 M12X1.75 FEMALE THREAD	CRK025A TDS
	CRK026	CRANK ARM R65 LH SQUARE HOLE	360316 Overton
	CRK027	CRANK ARM R65 RH SQUARE HOLE	360315 Overton 360625 Overton
	CRK031	CLEVIS CRANK ARM  # FIT WITH BUSHES BRG030 X 2	212773 Peters








## CRANK ARM & STUB SHAFTS

IMAGE	PART NUMBER	DESCRIPTION	OE REFERENCES
	<b>CRK033</b>	ROUND CLEVIS 87C (FOR M10 SPH RODEND)	<b>216759 Peters</b>
	<b>CRK106</b>	UPPER SPRING COLLAR 20ID X 29OD X 38CAP	<b>214192 Peters</b>
	<b>CRK200</b>	CRANK ARM R51 SQUARE HOLE Ø9.6	<b>013150 Deans</b>
	<b>CRK202</b>	CRANK ARM SPLINED R88 HOLE Ø10.5	<b>D24169 Deans</b>
	<b>STB001A</b>	STUB SHAFT ASSY-GLIDER SPLINED 64mm Ø22	<b>200328 Peters</b>
	<b>STB002A</b>	STUB SHAFT ASSY-GLIDER SPLINED 92mm Ø22	<b>215572 Peters</b> <b>214647 Peters</b>
	<b>STB003A</b>	STUB SHAFT ASSY-GLIDER SPLINED 98mm Ø22	<b>217495 Peters</b>
	<b>STB004A</b>	STUB SHAFT ASSY-FOLDER SPLINED 84mm Ø22	<b>200327 Peters</b>

# CRANK ARM & STUB SHAFTS









IMAGE	PART NUMBER	DESCRIPTION	OE REFERENCES
	STB005A	STUB SHAFT ASSY Ø22 RH ELECTRIC FLUSH GLIDER M12X1.7 THREAD END	215357 Peters
	STB007A	STUB SHAFT ASSY SPLINED - FOLDER & GLIDER 105MM Ø22	214448 Peters
	STB012A	STUB SHAFT DOUBLE SPLINED Ø22 X 130L	217717 Peters
	STB013A	Ø25 DRIVE SHAFT SPLINED - PLAIN TDS DOORSHAFT	STB013A TDS
	STB017A	STUB SHAFT ASSY Ø22 RH ELECTRIC FOLDER M12X1.75 THREAD END	214430 Peters
	B470	PS MICROSWITCH CAM SHAFT 15mm	B470 Ventura
	VA1588	PS MICROSWITCH CAM SHAFT 12mm # SECURING SCREW = A210	VA1588 Ventura
	E420	PS SPACER ARM Ø12 BRG X 75L	E420 Ventura

# CYLINDERS & RAMS

IMAGE	PART NUMBER	DESCRIPTION	OE REFERENCES
	CYL001-RK	IG SEAL REPAIR KIT -Ø63 BORE PETERS (PARKER) CYLINDERS > 216365, 216366, 216367 & 216589	216366-RK Peters
	CYL001U-12	IG TDS CYLINDER Ø63 X 85 STROKE M16 X 1.5 MALE ROD END  # SEAL KIT = CYL202U-RK	214443 Peters 216366 Peters 216993-64 Peters 217430-002 Peters
	CYL004-11	Ø63 X 85STR TDS UNIVERSAL PNEUMATIC CYLINDER KIT. M16 X 1.5 MALE ROD END # CYLINDER SEAL REPAIR KIT FOR ABOVE ONLY = CYL200U-RK	TDSCYL004U-11 for Peters cylinders replacement:- 216993-04 Peters (East Lancs Omnidekka)
	CYL010U-11	IG TDS CYLINDER Ø63 X 125 STROKE 7/16" UNF FEMALE THREADED END  # SEAL KIT = CYL200U-RK	031130 Deans 046101 Deans 75-24209 Deans
	CYL010-RK-KIT	IG SEAL REPAIR KIT Ø63 BORE DEANS (PARKER) CYLINDERS > 031130, 039039 & 046101	039039 Deans
	CYL021U-11	IG TDS CYLINDER Ø63 X 76 STROKE 7/16" UNF FEMALE THREADED END  # SEAL KIT = CYL200U-RK	C23267 Deans 024208 Deans 031129 Deans 046098 Deans
	CYL022U-11	IG TDS CYLINDER Ø63 X 80 STROKE RP=345 M12 X 1.75 FEMALE THREADED END  # SEAL KIT = CYL200U-RK	KNSC 063 058 080 Overton (KV)
	CYL024U-11	CYL022U-11 IG TDS CYLINDER Ø63 X 100 STROKE RP=365 M12 X 1.75 FEMALE THREADED END # SEAL KIT = CYL202U-RK	KNSC 063 054 0100 KNSC 063 120 0100 KNSC 063 084 0100 KNSC 063 058 0100 KNSC 063 058 0114 Overton(KV)



## CYLINDERS &amp; RAMS

IMAGE	PART NUMBER	DESCRIPTION	OE REFERENCES
	<b>CYL026U</b>	IG TDS CYLINDER Ø63 X 156 STROKE M10 X 1.5 FEMALE THREADED END  # SEAL KIT = CYL202U-RK	<b>215011 Peters</b> <b>215046 Peters</b>
	<b>CYL027U</b>	IG TDS CYLINDER Ø63 X 125 STROKE M10 X 1.5 FEMALE THREADED END  # SEAL KIT = CYL202U-RK	<b>214853 Peters</b>
	<b>CYL028U-KIT</b>	IG TDS CYLINDER Ø50 X 90 STROKE M14 X 1.5 MALE ROD END  # SEAL KIT = CYL201U-RK	<b>0101517 Deans</b> <b>H108167 Deans</b>
	<b>CYL029U-KIT</b>	IG TDS CYLINDER Ø50 X 140 STROKE M14 X 1.5 MALE ROD END  # SEAL KIT = CYL201U-RK	<b>0101538 Deans</b> <b>H108271 Deans</b>
	<b>CYL030U-11</b>	IG TDS CYLINDER Ø63 X 76 STROKE M12 X 1.75 FEMALE THREADED END  # SEAL KIT = CYL202U-RK	<b>CYL030-11 TDS</b>
	<b>CYL034U-11</b>	IG TDS CYLINDER Ø63 X 80 STROKE RP365 M12 X 1.75 FEMALE THREADED END  # SEAL KIT = CYL202U-RK	<b>KN5C 063 056 080</b> <b>Overton(KV)</b>
	<b>CYL035U-11-KIT</b>	IG TDS CYLINDER Ø63 X 76 STROKE M16 X 1.5 MALE ROD END  # SEAL KIT = CYL203U-RK	<b>CYL035-11-KIT TDS</b>
	<b>CYL037U-11</b>	IG TDS CYLINDER Ø63 X 150 STROKE M12 X 1.75 FEMALE THREADED END  # SEAL KIT = CYL200U-RK	<b>0101495 Deans</b>

# CYLINDERS & RAMS





IMAGE	PART NUMBER	DESCRIPTION	OE REFERENCES
	CYL041-RK	CYL REPAIR KIT FOR BODE CYL'S 720-2002-301 & 720-0306-101	<a href="#">CYL041-RK TDS</a> <a href="#">720-2002-301</a> <a href="#">PETERS</a>
	CYL046	PS DEANS CYLINDER Ø40 X 115 STROKE	<a href="#">0100316 Deans</a>
	CYL071U	IG TDS CYLINDER Ø63 X 156 STROKE FEMALE M12 X 1.75 THREADED END  # SEAL KIT = CYL202U-RK	<a href="#">CYL071U TDS</a>
	CYL075U-11	IG TDS CYLINDER Ø63 X 100 STROKE M16 X 1.5 MALE ROD END  # SEAL KIT = CYL202U-RK	<a href="#">CYL075U-11 TDS</a>
	CYL075U-11-KIT	IG TDS CYLINDER Ø63 X 100 STROKE FULL ASSY M16 X 1.5 MALE ROD END  # SEAL KIT = CYL202U-RK	<a href="#">CYL075U-11-KIT TDS</a>
	CYL200U-RK	IG SEAL REPAIR KIT Ø63 BORE TDS CYLINDERS ONLY > CYL004U, CYL010U, CYL021U, CYL022U, CYL030U, CYL033U, CYL037U, CYL049U	<a href="#">CYL200U-RK TDS</a>
	CYL201U-RK	IG SEAL REPAIR KIT Ø50 BORE TDS CYLINDERS ONLY > CYL028U, CYL029U	<a href="#">CYL201U-RK TDS</a>
	CYL202U-RK	IG SEAL REPAIR KIT Ø63 BORE TDS CYLINDERS ONLY > CYL001U, CYL011U, CYL013U, CYL024U, CYL026U, CYL027U, CYL034U, CYL038U, CYL039U, CYL054U, CYL057U, CYL071	<a href="#">CYL202U-RK TDS</a>

## CYLINDERS &amp; RAMS

IMAGE	PART NUMBER	DESCRIPTION	OE REFERENCES
	A723	IG CYLINDER FORK JOINT 16 X 32 M16	A723 Ventura
	A725	IG CYLINDER SPRING PIN (USED ON FORK A723) PIN DIA Ø16	A725 Ventura
	E820	PS RODLESS CYLINDER ASSY Ø32 X 895 STROKE TDS REFURB SERVICE = E820-RK # BASE CYLINDER = E328 # SEAL REPAIR KIT = K586	E820 Ventura
	F168	PS RODLESS CYLINDER ASSY Ø32 X 730 STROKE TDS REFURB SERVICE = F168-RK # SEAL REPAIR KIT = K587	F168 Ventura
	F922	PS RODLESS CYLINDER ASSY Ø32 X 795 STROKE TDS REFURB SERVICE = F922-RK # SEAL REPAIR KIT = K585	F922 Ventura
	H836	IG DOOR CYLINDER LH ASSY Ø50 X 125 STROKE INCL 1X P539 REED SWITCH # SEAL REPAIR KIT = H836- RK	H836 Ventura U345 Ventura
	H837	IG DOOR CYLINDER RH ASSY Ø50 X 125 STROKE INCL 2X P539 REED SWITCHES # SEAL REPAIR KIT = H836-RK	H837 Ventura U344 Ventura
	H836-RK	IG SEAL REPAIR KIT Ø50 BORE VENTURA FESTO CYLINDERS ONLY > H774, H836, H837	H836-RK Ventura

# CYLINDERS & RAMS

# CYLINDERS & RAMS

IMAGE	PART NUMBER	DESCRIPTION	OE REFERENCES
	<b>I486</b>	PS RODLESS CYLINDER ASSY Ø32 X 795 STROKE TDS REFURB SERVICE = I486-RK # SEAL REPAIR KIT = K585	<b>I486</b> Ventura
	<b>K585 K586 K587 VC7623</b>	PS SEAL REPAIR KIT Ø32 BORE VENTURA PARKER RODLESS CYLINDERS Ø32 X 795 (I486/F922), Ø32 X 895 (E820), Ø32 X 730 (F168), Ø32 X 815 (O578)	<b>K585, K586, K587, VC7623</b> Ventura
	<b>N013</b>	RS RODLESS CYLINDER LH ASSY Ø32 X 1100  # BASE CYLINDER = L269	<b>N013</b> Ventura
	<b>O578</b>	PS RODLESS CYLINDER ASSY Ø32 X 815 STROKE TDS REFURB SERVICE = O578-RK # SEAL REPAIR KIT = VC7623	<b>O578</b> Ventura
	<b>P540-RK</b>	IG SEAL REPAIR KIT Ø50 BORE VENTURA CAMOZZI CYLINDERS ONLY > P540, Q097, U343	<b>P540-RK</b> Ventura <b>VA2981</b> Ventura
	<b>Q632</b>	RS ELECTRIC ACTUATOR ASSY Ø32 X 1065 STROKE	<b>Q632</b> Ventura
	<b>R643</b>	RS RODLESS CYLINDER LH ASSY Ø32 X 1100 # BASE CYLINDER = Q342 TDS REFURB SERVICE = R643-RK	<b>R643</b> Ventura
	<b>S882</b>	PS2 CYLINDER ASSY Ø32 X 105 STROKE	<b>S882</b> Ventura

## CYLINDERS &amp; RAMS

IMAGE	PART NUMBER	DESCRIPTION	OE REFERENCES
	<b>S957</b>	PS2 CYLINDER ASSY Ø25 X 604 STROKE	<b>S957 Ventura</b>
	<b>U343</b>	IG DOOR CYLINDER ASSY 50 X 125 STROKE INCL 3X P539 REED SWITCH  # SEAL REPAIR KIT = P540-RK	<b>U343 Ventura</b>
	<b>VA1280</b>	PS2 CYLINDER ASSY Ø25 X 625 STROKE	<b>VA1280 Ventura</b>
	<b>VA1283</b>	PS2 CYLINDER ASSY Ø25 X 700 STROKE	<b>VA1283 Ventura</b>
	<b>VA3604</b>	RS RODLESS CYLINDER ASSY Ø32 X 895 STROKE  # BASE CYLINDER = E328	<b>VA3604 Ventura</b>
	<b>VA7260</b>	PS2 CYLINDER ASSY Ø25 775 STROKE	<b>VA7260 Ventura</b>
	<b>VA8946</b>	PS2 CYLINDER ASSY Ø25 X 660 STROKE	<b>VA8946 Ventura</b>
	<b>VB2290</b>	IG DOOR CYLINDER Ø50 X 125 STROKE SEAL REPAIR KIT = VB3592 # PROXIMITY REED SWITCHES = P539	<b>VB2290 Ventura</b> <b>P540 Ventura</b>
	<b>VB2458</b>	IG DOOR CYLINDER Ø63 X 125 STROKE  # PROXIMITY REED SWITCH = P539	<b>VB2458 Ventura</b> <b>S234 Ventura</b>

IMAGE	PART NUMBER	DESCRIPTION	OE REFERENCES
	<b>BUT013A</b>	BUTTON/DOOR MICROSWITCH	<b>216388 Peters</b> <b>026752 Deans</b> <b>L201 Ventura</b>
	<b>CYL050U -12-02</b>	12V X164 ETDS-E-DRIVE ASSY (FOR ALL TDS IGE SINGLE DOORS)	<b>CYL050U-12-02 TDS</b>
	<b>ELE001A</b>	100MM STROKE MICROSWITCH HOUSING BODY LENGTH =140 # MICROSWITCH = ELE028H	<b>213213 Peters</b>
	<b>ELE002A</b>	200MM STROKE MICROSWITCH HOUSING BODY LENGTH = 240 # MICROSWITCH = ELE028H	<b>216766 Peters</b>
	<b>ELE004- ELE006A</b>	12V MOTOR X 100 STR BRAKED SPINDLE ASSY	<b>215729+8 Peters</b> <b>(Deans)</b>
	<b>ELE005- ELE006A</b>	24V MOTOR X 100 STR BRAKED SPINDLE ASSY	<b>215730+8 Peters</b> <b>(Deans)</b>
	<b>ELE005- ELE007A</b>	24V MOTOR X 200 STR NON-BRAKED SPINDLE ASSY	<b>215730+65 Peters</b> <b>(Deans)</b>
	<b>ELE011B</b>	24V DC RELAY PLUG 6.25 TYPE 16A 3 POLE	<b>214640 Peters</b>
	<b>ELE012B</b>	12V DC RELAY PLUG 6.25 TYPE 16A 3 POLE	<b>214641 Peters</b>
	<b>ELE015E</b>	4AMP 24V CIRCUIT BREAKER  # USE WITH 24V MOTOR DRIVE	<b>213660 Peters</b>

## ELECTRICAL









IMAGE	PART NUMBER	DESCRIPTION	OE REFERENCES
	ELE016E	8AMP 12V CIRCUIT BREAKER  # USE WITH 12V MOTOR DRIVE	213670 Peters
	ELE028H	MICROSWITCH 4.7MM TABS 3/16"	ELE028H TDS 203590 Peters
	ELE099	MICROSWITCH V3 - ROLLER LEVER 6.35MM TABS 1/4"	75/19869 Deans 298166 Peters ELE099 TDS
	ELE133	12V PLUG DOOR GEARBOX MOTOR  *ALSO REPLACES BOSCH MODELS ON OLDER MASATS DOORS	200016304 Revar
	ELE133-PLT	12V MASATS PLUG DOOR GEARBOX MOTOR WITH MOUNT PLATE	425313AO Masats
	ELE137	LEVER MICROSWITCH O/F=1.5N NO/NC WITH 1/4" TABS	88316510 Masats 716001650 Masats
	ELE158-01	3-WAY IP67 WATERPROOF MICROSWITCH (NO/NC) V3 ASSY	U181 Ventura ELE158-01 TDS
	ELE158-02	2-WAY IP67 WATERPROOF MICROSWITCH (NO/NC) V3 ASSY	ELE158-02 TDS
	ELE171T-02	12V EDRIIVE MOTOR ASSY	ELE171T-02 TDS

IMAGE	PART NUMBER	DESCRIPTION	OE REFERENCES
	<b>ELE616</b>	12/24V CD12 CONTROL UNIT 216774-MK5	<b>216774 Peters</b>
	<b>ELE619</b>	24V CD14 PNE CONTROL UNIT 217605	<b>217605 Peters</b>
	<b>ELE701</b>	24V REVAR CONTROL MODULE (YKM-380) 4308013	<b>300600107 Revar</b>
	<b>ELE703</b>	12V REVAR CONTROL MODULE (YKM-375TK) WITH REMOTE FOB OPTION	<b>300600188 Revar</b>
	<b>ELE902-07</b>	12/24V BCE DOOR CONTROL PANEL ASSY	<b>ELE902-07 TDS</b> <b>603439 BCE</b>
	<b>ELE904</b>	12V BCE PLUG DOOR CONTROL MODULE (GREEN)	<b>11723011 BCE</b>
	<b>ELE907</b>	12V BCE LH MOTOR (UNUS NMASRI A10/DF 12V 218039)	<b>B218040 BCE</b>
	<b>ELE924</b>	24V REVAR PLUG DOOR GEARBOX MOTOR (BOSCH FPE 24V 0130 821 041)	<b>200016305 Revar</b>
	<b>ELE926</b>	24V BCE LH MOTOR (UNUS NMASRI A30/DF 24V 218042)	<b>B218043 BCE</b>
	<b>ELE941</b>	12V BCE RH MOTOR (UNUS NMASRI A10/DF 12V 218039)	<b>B218041 BCE</b>



## ELECTRICAL

IMAGE	PART NUMBER	DESCRIPTION	OE REFERENCES
	<b>EWL212-03</b>	TDS NC REED SWITCH LOOM (USED ON TDS CYL050 EDRIVES)	<a href="#">EWL212-03 TDS</a>
	<b>KIT002-07</b>	LOW PRESSURE SWITCH KIT (DW40 ALTERNATIVE)	<b>033096 Deans</b>
	<b>LIT006A</b>	8 LED G4 BULB 8-30V COOL WHITE FITS ALL G4 TYPE DOWNLIGHTS	<a href="#">LIT006A TDS</a>
	<b>LIT009-24</b>	17 LED DOWNLIGHT – 24V #UPGRADES EARLIER HALOGEN PDS VERSION	<a href="#">LIT009-24 TDS</a> <a href="#">216392+3 Peters</a>
	<b>PCB001A</b>	UNIVERSAL PCB PDS 6.25 # SEE PLUGIN RELAYS (6.25) ELE011B + ELE012B	<b>215898 Peters</b>
	<b>PNE001A</b>	REED SWITCH PROXIMITY SENSOR NORMALLY OPEN STATE (BOSCH)	<b>216993-09 Peters</b> <b>214760 Peters</b>
	<b>PNE013B</b>	REED SWITCH PROXIMITY SENSOR NORMALLY OPEN STATE (FESTO)	<a href="#">PNE013B TDS</a>
	<b>PNE018B</b>	REED SWITCH PROXIMITY SENSOR NORMALLY CLOSED STATE (FESTO)	<a href="#">PNE018B TDS</a>
	<b>PNE028U</b>	REED SWITCH PROXIMITY SENSOR (PARKER)	<b>049597 Deans</b> <b>H108537 Deans</b>

IMAGE	PART NUMBER	DESCRIPTION	OE REFERENCES
	A358	PRESSURE SWITCH WABCO NC 2 BAR M12 X 1.5	A358 Ventura
	A368	PS ROLLER LEVER OPEN CLOSE MICROSWITCH TABS 1/4" (6.35)  # SECURING SCREW - B396	A368 Ventura
	C248	ELECTRIC CONTROL UNIT MTS PX	C248 Ventura
	C249	PRESSURE SWITCH WABCO NO 4 BAR M12 X 1.5	C249 Ventura
	C260	POTENTIOMETER CABLE ASSY 125 DEGS MOVEMENT	C260 Ventura
	C334	PRESSURE SWITCH WABCO NC 4 BAR M12 X 1.5	C334 Ventura
	D331-001 D331-003 D331-004 D331-005	SENSITIVE EDGE 1905 SENSITIVE EDGE 1930 SENSITIVE EDGE 1870 SENSITIVE EDGE 1980 (ALL NO RESISTOR)	D331-001 Ventura D331-003 Ventura D331-004 Ventura D331-005 Ventura
	D331-010 D331-014 D331-021 D331-034	SENSITIVE EDGE 1895 SENSITIVE EDGE 1955 SENSITIVE EDGE 2030 SENSITIVE EDGE 1920 (ALL NO RESISTOR)	D331-010 Ventura D331-014 (068) Ventura D331-021 Ventura D331-034 Ventura

## ELECTRICAL







IMAGE	PART NUMBER	DESCRIPTION	OE REFERENCES
	D331-022 D331-023 D331-024 D331-025	SENSITIVE EDGE 1760 SENSITIVE EDGE 1715 SENSITIVE EDGE 1800 SENSITIVE EDGE 2000 (ALL NO RESISTOR)	D331-022 Ventura D331-023 Ventura D331-024 Ventura D331-025 Ventura
	D331-040 D331-073	SENSITIVE EDGE 1850 SENSITIVE EDGE 1780 (ALL NO RESISTOR)	D331-040 (008) Ventura D331-073 Ventura
	D331-002 D331-051 D331-060	SENSITIVE EDGE 1778 SENSITIVE EDGE 1910 SENSITIVE EDGE 1800 (ALL HAVE 1.2 K OHM RESISTOR)	D331-002 (072) Ventura D331-051 Ventura D331-060 Ventura
	D331-041 D331-042 D331-065 D331-075 D331-090	SENSITIVE EDGE 1970 SENSITIVE EDGE 1840 SENSITIVE EDGE 1920 SENSITIVE EDGE 1720 SENSITIVE EDGE 1820 (ALL HAVE 8.2 K OHM RESISTOR)	D331-041 Ventura D331-042 (081) Ventura D331-065 Ventura D331-075 Ventura D331-090 Ventura
	D340	POTENTIOMETER CABLE ASSY 180 DEGS MOVEMENT	D340 Ventura
	E135	SENS EDGE FEMALE MOLEX PIN	E135 Ventura
	E136	SENSE EDGE MALE MOLEX PIN (FEMALE SHOWN)	E136 Ventura
	E286	PS SPIRAL CABLE ASSY	E286 Ventura
	E398	24V DOOR BUZZER	E398 Ventura
	I581	IG3 SPIRAL CABLE ASSY	I581 Ventura

IMAGE	PART NUMBER	DESCRIPTION	OE REFERENCES
	I822	PRESSURE SWITCH WABCO NO 2 BAR M12 X 1.5	I822 Ventura
	J278	RS SPIRAL CABLE ASSY	J278 Ventura
	L190	SENS EDGE 2 POLE MALE CONNECTOR	L190 Ventura
	L285	SENS EDGE 2 POLE MALE CONNECTOR (MALE SHOWN)	L285 Ventura
	L312	PS2/RS ROLLER LEVER OPEN CLOSE MICROSWITCH # SINGLE MS FIXING BOLT = I513 # DOUBLE MS FIXING BOLT = S690	L312 Ventura
	M386	12V DOOR BUZZER	M386 Ventura
	N670	IG4 NBFL SPIRAL CABLE ASSY	N670 Ventura
	O500	IG4 SPIRAL CABLE ASSY	O500 Ventura
	P535	SOLENOID 24VDC DIN B U77  # USED ON P807/P542 VALVES	P535 Ventura
	P539	REED SWITCH PROXIMITY SENSOR NORMALLY OPEN STATE (CAMOZZI)	P539 Ventura H864 Ventura
	Q609	REED SWITCH PROXIMITY SENSOR NORMALLY OPEN STATE - AMP SUPERSEAL	Q609 Ventura

## ELECTRICAL

IMAGE	PART NUMBER	DESCRIPTION	OE REFERENCES
	<b>Q619</b>	IGE ELEC LINEAR ACTUATOR	<b>Q619</b> Ventura
	<b>VA0739</b>	PS2 SPIRAL CABLE ASSY	<b>VA0739</b> Ventura
	<b>VA3594</b>	PS2E 24V DRIVE MOTOR UNIT	<b>VA3594</b> Ventura
	<b>VA3699</b>	IG4 NBFL - FOOT LONG SIDE SENSITIVE EDGE  # SHORT SIDE VERSION = VA3302	<b>VA3699</b> Ventura
	<b>VA3704</b>	IG4 NBFL DOOR LEAF CABLE LOOM 2/2 POLE	<b>VA3704</b> Ventura
	<b>VA6134</b>	RS LEVER MICROSWITCH NORMALLY OPEN (SCHALTBAU)	<b>VA6134</b> Ventura
	<b>VA6346</b>	RS 12V LATCHING RELAY	<b>VA6346</b> Ventura
	<b>VA7226</b>	DOOR CONTROLLER – ADL IGE	<b>VA7226</b> Ventura
	<b>VA7228</b>	DOOR CONTROLLER – ADL PSE	<b>VA7228</b> Ventura
	<b>VA8616</b>	DOOR CONTROLLER - MELLOR RS	<b>VA8616</b> Ventura T129 (ALT) Ventura
	<b>VB2761</b>	IGE POTENTIOMETER ASSY 125 DEG	<b>VB2671</b> Ventura (1187) Ventura

## FABRICATED & PLATES

IMAGE	PART NUMBER	DESCRIPTION	OE REFERENCES
	<b>BRG050F</b>	RH BEARING PLATE (SHELFPLATE)	<b>200273 Peters</b>
	<b>BRG051F</b>	LH BEARING PLATE (SHELFPLATE)	<b>200274 Peters</b>
	<b>L500-51-116</b> <b>L500-51-192</b> <b>L500-51-252</b> <b>L500-52-270</b> <b>L500-51-316</b>	IG DOORSHAFT SLIDE PLATE (LOWER DOORSHAFT ARMS)	<a href="#">L500-51-116 TDS</a> <a href="#">L500-51-192 TDS</a> <a href="#">L500-51-252 TDS</a> <a href="#">L500-52-270 TDS</a> <a href="#">L500-51-316 TDS</a>
	<b>PLT003A</b>	IG SPH BEARING PLATE THREAD M12X1.75	<b>215554 Peters</b>
	<b>PLT017</b>	IG ANTI RATTLE PLATE	<a href="#">PLT017 TDS</a> <b>118438 Peters</b>
	<b>PLT041</b>	IG BEARING PLATE	<b>217113 Peters</b>
	<b>PLT053</b>	PS GUIDE RAIL - DEANS	<b>H102615 Deans</b>
	<b>PLT100B</b>	IG SEAL RETAINING PLATE 2200 X 20 BLACK	<b>026414 Deans</b>
	<b>PLT100-1340</b>	IG SEAL RETAINING PLATE 1340 X 20 BLACK	<b>215575 Peters</b>

## FABRICATED & PLATES

IMAGE	PART NUMBER	DESCRIPTION	OE REFERENCES
	PP004-CH	IGE CLUTCH PIN # SEE ASY200T-01	<a href="#">PP004-CH TDS</a>
	PP004-NY	IGE NYLON CLUTCH PIN	<a href="#">PP004-NY TDS</a>
	PP005-CH	IGE CLUTCH SLIDE ARM # SEE ASY200T-01-KIT	<a href="#">PP005-CH TDS</a>
	SPL023	IG DOOR GUIDE SPINDLE LONG M16 X 97L PIN = Ø9 M16XPINØ	<a href="#">026426 Deans</a>
	SPL024	IG DOOR GUIDE SPINDLE SHORT M16 X 71L PIN = Ø9 M16XPINØ	<a href="#">026425 Deans</a>
	B390	PS MOUNT PLATE M3 (A368 MSWITCH)	<a href="#">B390 Ventura</a>
	B470	PS SWITCH CAM SHAFT	<a href="#">B470 Ventura</a>
	VA1588	PS SWITCH CAM SHAFT	<a href="#">VA1588 Ventura</a>
	C130	IG TAPPING STRIP 2 X M8	<a href="#">C130 Ventura</a>
	C924	PS CATCH PIN	<a href="#">C924 Ventura</a>

## FABRICATED & PLATES

IMAGE	PART NUMBER	DESCRIPTION	OE REFERENCES
	D102	PS CAM ROLLER BRACKET	D102 Ventura
	D135	PS CABLE TENSION BRACKET	D135 Ventura
	D538	THREAD BLOCK 2 X M12 # DOOR ARM BOLTS = D539	D538 Ventura
	G955	IG SUSPENSION PLATE # PRECISION BOLT = H470	G955 Ventura
	H047	IG3 DOORSHAFT HEIGHT ADJUSTER M16X1.5	H047 Ventura
	H109	RS CONNECTING ROD 74MM THREAD 22	H109 Ventura
	H132	PS POTENTIOMETER PLATE	H132 Ventura
	H502	IG3 GUIDING BRACKET LH	H502 Ventura










## FABRICATED &amp; PLATES

IMAGE	PART NUMBER	DESCRIPTION	OE REFERENCES
	H508	IG3 GUIDING BRACKET RH	H508 Ventura
	H555-###-CL05	IG4 HORZ DOOR PROFILE (BLACK) ###= 002 = 481MM 003 = 548MM 004 = 436MM 005 = 536MM 007 = 506MM 010 = 486MM 011 = 461MM 020 = 742MM TAPPING STRIP = C130 SUSPENSION PLATE = G955 FRAME BOLT = B326	H555-002-CL05 H555-003-CL05 H555-004-CL05 H555-005-CL05 H555-007-CL05 H555-010-CL05 H555-011-CL05 H555-020-CL05 Ventura
	H685	IG HANDRAIL END PIECE	H685 Ventura
	I275	PS CATCH WEDGE LH # CATCH BLOCK = J405	I275 Ventura
	I276	PS CATCH WEDGE RH # CATCH BLOCK = J405	I276 Ventura
	I366	PS DOOR ARM LH (ADL) # ARM BOLTS = D539 * ALL OTHER BODYBUILDER VARIANTS AVAILABLE	I366 Ventura
	I367	PS DOOR ARM RH (ADL) # ARM BOLTS = D539 * ALL OTHER BODYBUILDER VARIANTS AVAILABLE	I367 Ventura

## FABRICATED & PLATES

IMAGE	PART NUMBER	DESCRIPTION	OE REFERENCES
	I500	PS CONTROL PLATE	I500 Ventura
	J597	PS MOUNT PLATE M3 (L312 MSWITCH)	J597 Ventura
	L737-CL05	IG4 FLAP FRAME SIDE PLATE	L737-CL05 Ventura
	M717	IG4 GUIDING BRACKET	M717 Ventura
	M801	PS1 LEAF GUIDE ROLLER SECURING KIT	M801 Ventura
	N427	PS PIVOT POINT PLATE	N427 Ventura
	O281	PS2 CATCH WEDGE LH # CATCH BLOCK = P261	O281 Ventura

# FABRICATED & PLATES

IMAGE	PART NUMBER	DESCRIPTION	OE REFERENCES
	<b>O282</b>	PS2 CATCH WEDGE RH # CATCH BLOCK = P261	<b>O282</b> Ventura
	<b>O411</b>	TAPPING PLATE WEDGE	<b>O411</b> Ventura
	<b>O664</b>	IG4 ADAPTER SLIDE PLATE (NBFL)	<b>O664</b> Ventura
	<b>P333</b>	IG SLIDING ROD 1290 (FOR SPIRAL LOOMS)	<b>P333</b> Ventura
	<b>P840</b>	IG4 TAPPING PLATE M5	<b>P840</b> Ventura
	<b>S986</b>	PS CYLINDER EXTENSION	<b>S986</b> Ventura
	<b>VA0912</b>	PSE ROLLER BRACKET # ROLLER = E529 # BOLT = VA0557	<b>VA0912</b> Ventura

## FABRICATED & PLATES

IMAGE	PART NUMBER	DESCRIPTION	OE REFERENCES
	VA1109	PSE SPINDLE NUT MOUNT PLATE	VA1109 Ventura
	VA2343	IG4 PORTAL PROFILE LH (P072)	VA2343 Ventura
	VA2344	IG4 PORTAL PROFILE LH (P072)	VA2344 Ventura
	VA8529	PSE PLATE SPINDLE NUT	VA8529 Ventura
	VA8532	PS2 SWITCH CAM BRACKET	VA8532 Ventura
	VD6477	IG4 SLIDE PLATE LH KIT (1995)	I995 Ventura VD6477 Ventura
	VD6479	IG4 SLIDE PLATE RH KIT (1996)	I996 Ventura VD6479 Ventura
	VE6716	PS2 LEVER BLOCK KIT (J593)	J593 Ventura VE6716 Ventura KIT601 TDS










# FABRICATED & PLATES

IMAGE	PART NUMBER	DESCRIPTION	OE REFERENCES
	<b>VE9660</b>	PS2 RETENTION PLATE KIT 1200 #DRILL JIGS = VF0301 + VF0302	<b>VE9660</b> Ventura
	<b>VE9662</b>	PS2 RETENTION PLATE KIT 1300 #DRILL JIGS = VF0301 + VF0302	<b>VE9662</b> Ventura
	<b>VF0303</b>	IG3 SLIDE PLATE LH KIT (M918)	<b>M918</b> Ventura <b>VF0303</b> Ventura
	<b>VF0304</b>	IG3 SLIDE PLATE RH KIT (M919)	<b>M919</b> Ventura <b>VF0304</b> Ventura
	<b>VF0309</b>	IG3 SLIDE PLATE LH KIT (H714)	<b>H714</b> Ventura <b>VF0309</b> Ventura
	<b>VF0310</b>	IG3 SLIDE PLATE LH KIT (H793)	<b>H713</b> Ventura <b>VF0310</b> Ventura
	<b>VF0318</b>	IG3 SLIDE PLATE LH KIT (K522)	<b>K522</b> Ventura <b>VF0318</b> Ventura
	<b>VF0319</b>	IG3 SLIDE PLATE RH KIT (K523)	<b>K523</b> Ventura <b>VF0319</b> Ventura

## FIXINGS, SPACERS &amp; STOPS

IMAGE	PART NUMBER	DESCRIPTION	OE REFERENCES
	ASY070	IG BUMP STOP ASSY	0102437 Deans
	GDE001A	IG GUIDE SHOE	GDE001A TDS
	L500-50-01/2/3	IG ACTIVE BUMP STOP ASSY BLACK = 01 CREAM = 02 BLUE = 03	H102672 Deans L500-50-01/2/3 TDS
	SCR31460-A4	M14 X 60 SOC HD SCREW (TDS IG DOORSHAFTS) M14 X 2.0	SCR31460-A4 TDS
	SCR41640-A2	Ø16 X 40 SOC HD SHOULDER BOLT X M12X1.75 (REAR IG CYLINDER SECURE)	SCR41640-A2 TDS
	SPA010	Ø14.0 BORE X 13MM PIVOT SPACER	E24527 Deans
	SPA011	Ø14.0 BORE X 10MM PIVOT SPACE	E26099 Deans
	SPA012	Ø12.7 BORE X 7.5 PIVOT SPACER	025071 Deans
	SPL001A	CAP NUT Ø12.0 M8X1.25	201351 Peters

# FIXINGS, SPACERS & STOPS









IMAGE	PART NUMBER	DESCRIPTION	OE REFERENCES
	STP002 STP003 STP004 STP012	M6 X 20(16) RUBBER STOP M10 X 60(25) RUBBER STOP M8 X 60(22) RUBBER STOP M16 X 90(22) RUBBER STOP	STP002 TDS STP003 TDS STP004 TDS STP012 TDS H102289 Deans
	A497	IG4 M12 NYLON WASHER (LOWER DOORSHAFT ARM)	A497 Ventura WAS12PL-G8 TDS
	C272	IG HANDRAIL BOLT CAP OD=4 ID=3 CAP=10	C272 Ventura
	C492	IG VIBRATION DAMPER Ø20 X 15L (M6)	C492 Ventura
	C858	PS CUSHIONING RING Ø30	C858 Ventura
	D539	PS DOOR ARM TORX FIXING M12 X 30	D539 Ventura
	D760	PS ROLLER SPACER 16/10  # ROLLER = H750, SECURE BOLT = B706	D760 Ventura
	D870	LOCKING SPRING DISK M8	D870 Ventura
	E251	PS RUBBER BUFFER PIECE 25X25	E251 Ventura

## FIXINGS, SPACERS & STOPS







IMAGE	PART NUMBER	DESCRIPTION	OE REFERENCES
	G202	IG RUBBER ENDSTOP	G202 Ventura
	G932	IG HANDRAIL BOLT	G932 Ventura
	H119	IG DOOR MECH SPACER 30MM	H119 Ventura
	H470	IG PRECISION BOLT LOW M12 X 34L	H470 Ventura
	H901	IG HANDRAIL PLASTIC SPACER	H901 Ventura
	I221	IG3 PIVOT SPACER RING (DOORSHAFT ARM)	I221 Ventura
	I371	PS OVERCENTRE SOFT STOPPER ASSY	I371 Ventura
	L812	IG4 DOORSHAFT HEIGHT ADJUSTER M16 X 1.5 X 100  # LOCKING NUTS = A735 # LOCKING WASHER = VA1000	L812 Ventura












## FIXINGS, SPACERS & STOPS

IMAGE	PART NUMBER	DESCRIPTION	OE REFERENCES
	L886	IG4 PIVOT POINT BOLT M10 Ø12	L886 Ventura
	M414	PROFILE L463 - PLUG FOR SENS EDGE WIRE ENTRY	M414 Ventura
	N860	TOGGLE NUT M8	N860 Ventura
	M236	IG SPACER POM L=20	M236 Ventura
	O697	PS SOFT STOP ASSY	O697 Ventura
	O699	PS SOFT STOP ASSY	O699 Ventura
	S685	PS END STOP ASSY	S685 Ventura
	VA1000	M16 NORD-LOCK RING	VA1000 Ventura

## GEARS, SPRINGS & CABLES

IMAGE	PART NUMBER	DESCRIPTION	OE REFERENCES
	<b>GER004</b>	SPUR GEAR STEEL - FITS ON BOSCH MOTOR 0130-821-324 (ALL ELE133 MOTORS)	82534C92 Masats
	<b>GER005</b>	SPUR GEAR 50/12T INCL BEARING (FITS REVAR & ISAF GEARBOXES)	<a href="#">GER005 TDS</a>
	<b>GER301</b>	PULLEY 18T (EDRIVE GEARBOX) BORE=8	<a href="#">GER301 TDS</a>
	<b>GER302</b>	PULLEY 48T (EDRIVE GEARBOX) BORE=8	<a href="#">GER302 TDS</a>
	<b>GER601</b>	PULLEY BELT 174 (EDRIVE GEARBOX)	<a href="#">GER601 TDS</a>
	<b>GER603</b>	IG DRIVER BELT GREEN – 3MTR	<b>0105149</b> Deans
	<b>GER606</b>	PS DRIVER BELT GREEN – 3MTR	<b>0101111</b> Deans
	<b>GER607</b>	SET OF BCE INTERNAL GEARS FOR EM06	<a href="#">B603086 BCE</a>
	<b>LCK302-2000</b>	CABLE INNER 2000 X 1.5 PEAR END	<a href="#">LCK302-2000 TDS</a>
	<b>LCK302-3000</b>	CABLE INNER 3000 X 1.5 PEAR END	<a href="#">LCK302-3000 TDS</a>








## GEARS, SPRINGS &amp; CABLES

IMAGE	PART NUMBER	DESCRIPTION	OE REFERENCES
	LCK303	CABLE OUTER SLEEVE	LCK303 TDS
	SPG002	TORSION SPRING – TDS FLAPS	SPG002A TDS
	SPG003A	COMPRESSION SPRING PURPLE 26OD X 4 X 32L	SPG003A TDS
	SPG004	CLOSE COILED TENSION SPRING 9.6mm - 600+800 LENGTHS (TDS SENS EDGE)	SPG004 TDS
	SPG007	COMPRESSION SPRING ZP 45OD X 6 X 36L	214183 Peters
	SPG010	FULL LOOPS EXTENSION SPRING (GLIDER DOOR LOCK)	216023 Peters
	SPG012	COMPRESSION SPRING ZP 25OD X 3.2 X 25L	068004 Deans
	SPG015	INNER COMPRESSION SPRING 19ID X 3.6 X 34L (DOG CLUTCH)	214642 Peters
	SPG019	COMPRESSION SPRING ZP 14.7ID X 1.8 X 25L (KEIKERT HEIGHT ADJUST SPRING)	0100604 Deans

## GEARS, SPRINGS & CABLES

IMAGE	PART NUMBER	DESCRIPTION	OE REFERENCES
	SPG021	INNER CLUTCH SPRING	<b>0101248 Deans</b>
	B704	PS CABLE – 1225	<b>B704 Ventura</b>
	B705	PS CABLE - 1485	<b>B705 Ventura</b>
	C714	TOOTHED BELT PULLEY HTD36-3M-15	<b>C714 Ventura</b>
	D172	PS CABLE – 1314	<b>D172 Ventura</b>
	D535	PS CABLE - 1214	<b>D535 Ventura</b>
	E324	PSE SPRING - EMERGENCY CYLINDER	<b>E324 Ventura</b>
	F164	PS CABLE - 1410	<b>F164 Ventura</b>
	J400	PS CABLE ASSY – 1314	<b>J400 Ventura</b>
	J407	PS CABLE ASSY – 1214  # BRACKET = D135	<b>J407 Ventura</b>
	K745	IG3 FLAP TORSION SPRING	<b>K745 Ventura</b>

## GEARS, SPRINGS &amp; CABLES

IMAGE	PART NUMBER	DESCRIPTION	OE REFERENCES
	O574	PS CABLE ASSY – 1234 # BRACKET = D135	O574 Ventura
	O575	PS CABLE - 1234	O575 Ventura
	S555	IG4 FLAP TORSION SPRING	S555 Ventura
	S951	PS2 CABLE – 1579	S951 Ventura
	VA8634	PS2 CABLE - 1560	VA8634 Ventura
	VA0946	PS2E MOTOR SHAFT COUPLER Ø10-Ø12	VA0946 Ventura
	VA1035	PS2 CABLE – 1425	VA1035 Ventura
	VA1829	PS2 CABLE – 1575 (NO EYELET VERSION)	
	VA7083	RS EMERGENCY CABLE ASSY (FOR VA7860)	VA7083 Ventura
	VA8634	PS2 CABLE - 1560	VA8634 Ventura

# LOCKS, HANDLES & COVERS

# LOCKS, HANDLES & COVERS

IMAGE	PART NUMBER	DESCRIPTION	OE REFERENCES
	HDL001A	IG GRAB HANDLE BLACK POLYAMIDE	<b>214788</b> Peters <b>027645</b> Deans
	HDL003A	IG EMERGENCY RELEASE (CABLE OPERATED)	<b>HDL003T</b> TDS <b>8F071169</b> Deans
	HDL003T-003	INTERNAL EMERGENCY RELEASE HANDLE & CABLE X 2.0MTRS ASSY # 3MTR VERSION = HDL003T-005	<b>HDL003T-003</b> TDS
	HDL004T-J2	EXTERNAL ROTARY LOCKABLE HANDLE WITH 2-KEYS-137	<b>HDL004T-J2</b> TDS
	HDL007T-J2	EXTERNAL ROTARY LOCKABLE HANDLE WITH 2-KEYS (TREKABUS)	<b>HDL007T-J2</b> TDS
	HDL010A	EXTERNAL PULL HANDLE LOCKABLE & KEY 137	<b>217083</b> Peters
	HDL011D	55MM CONNECTOR KIT-62288 (FOR USE WITH HDL010)	<b>216323</b> Peters
	HDL019	EXTERNAL MASATS LOCKABLE HANDLE WITH 2x KEYS, 1 MICROSWITCH & CABLE ATTACHMENT # BARREL & KEY SET = LCK211/2	<b>32448LLA</b> Masats

# LOCKS, HANDLES & COVERS

IMAGE	PART NUMBER	DESCRIPTION	OE REFERENCES
	HDL025D HDL026D	INTERIOR HORZ SLAM LOCK TYPE "B" (RH) INTERIOR HORZ SLAM LOCK TYPE "A" (LH) PRIMA 67007 WITH EXTERIOR LINKAGE	<a href="#">HDL025D TDS</a> <a href="#">HDL026D TDS</a>
	HDL032A	EXTERNAL BCE LOCKABLE HANDLE WITH 2x KEYS, 2 MICROSWITCH & 2 CABLE ATTACHMENTS	<a href="#">B717148 BCE</a>
	HDL041G	EMERGENCY PULL HANDLE WITH COVER & LOCK	<a href="#">B717134 BCE</a>
	HDL028E- ASSY	OPEN PULL HANDLE - LOCK & KEY	400039 Peters
	HDL037	PUSH BUTTON LOCKING HANDLE	<a href="#">HDL037 TDS</a>
	HDL039T-J2	EXTERNAL ROTARY LOCKABLE HANDLE (GLASS MOUNTED MELLOR BUS)	<a href="#">HDL039T TDS</a>
	LCK002A	LOCK STRIKER C/W MICROSWITCH	<a href="#">LCK002A TDS</a> 218029 Peters
	LCK005-01	INTERNAL DOOR PANEL WING LOCK ASSY	<a href="#">LCK005-01 TDS</a>

# LOCKS, HANDLES & COVERS

# LOCKS, HANDLES & COVERS

IMAGE	PART NUMBER	DESCRIPTION	OE REFERENCES
	LCK006-02	EXTERNAL DOOR PANEL LOCK KIT  # 8mm SQUARE KEY = LCK201	LCK006-02 TDS
	LCK008	PETERS LOCK BARREL & KEYS SET	216229 Peters
	LCK013	LH ROTARY 2-POINT LATCH	216776 Peters
	LCK014	RH ROTARY 2-POINT LATCH (LH SHOWN)	216775 Peters
	LCK039	LH LATCH BLACK CATCH	215529 Deans
	LCK040	RH LATCH BLACK CATCH (LH SHOWN)	215656 Deans
	LCK100A	SPARE KEY REF 137 (FOR TDS HDL004/7/10) -A2 = REF 146 -A3 = REF 150 -A4 = REF 124	LCK100A TDS
	LCK112-KIT	PETERS GLIDER DOOR LOCK REFURBISHMENT KIT	LCK112-KIT TDS
	C199	PS RECESSED GRIP HANDLE (GLASS MOUNTED)	C199 Ventura
	H907	DOOR BUTTON FLAP COVER ASSY (EXTERNAL MOUNT)	H907 Ventura



# LOCKS, HANDLES & COVERS

IMAGE	PART NUMBER	DESCRIPTION	OE REFERENCES
	J366	IG LARGE BUDGET LOCK - RH DOOR LEAF (SEE IMAGE)	J366 Ventura LCK110 TDS
	J371	IG LARGE BUDGET LOCK - LH DOOR LEAF	371 Ventura LCK111 TDS
	J714	RS LOCK ASSY 1048-U14  # LOCK CYLINDER & KEY = J716 # KEY ONLY = LCK210`	J714 Ventura
	O201	MANUAL RAMP HANDLE SS	O201 Ventura
	VA0290	PS RECESSED GRIP HANDLE (GLASS MOUNTED)	VA0290 Ventura
	VA0439	IG4 HANDGRIP WITH LOCK HOLE	VA0439 Ventura
	VA3447	MANUAL RAMP HANDLE	VA3447 Ventura
	VA4644	PS RECESSED GRIP HANDLE (GLASS MOUNTED)	VA4644 Ventura
	VA5629	IG LOCK HOLE COVER	VA5629 Ventura
	VB1319	RS EMERGENCY HANDLE INTERIOR # HANDLE GRIP = VA7984	VB1319 Ventura
	VE3607	RS EMERGENCY HANDLE EXTERIOR WITH LOCK # LOCK CYLINDER = J716 # HANDLE GRIP = VA7984 # MICROSWITCH = VA6134	VB3055 Ventura VE3607 Ventura

# PNEUMATIC FITTINGS

IMAGE	PART NUMBER	DESCRIPTION	OE REFERENCES
	FIT001A	4mm BLANKING PLUG	<b>203197</b> Peters <b>060005</b> Deans <b>F678</b> Ventura
	FIT002A	6mm BLANKING PLUG	<b>203198</b> Peters <b>060051</b> Deans
	FIT057	8mm BLANKING PLUG	<b>FIT057</b> TDS
	FIT003A	4mm SLIM EQUAL Y CONNECTOR	<b>203258</b> Peters <b>0104644</b> Deans
	FIT004B	4mm ELBOW X 1/8 BSP	<b>203403</b> Peters
	FIT005B	4mm ELBOW X 1/4 BSP	<b>203404</b> Peters
	FIT006B	6mm ELBOW X 1/8 BSP	<b>203405</b> Peters <b>060017</b> Deans <b>A281</b> Ventura
	FIT007B	6mm ELBOW X 1/4 BSP	<b>203406</b> Peters <b>030534</b> Deans <b>060011</b> Deans
	FIT008A	8mm ELBOW X 1/8 BSP	<b>203407</b> Peters
	FIT009B	8mm ELBOW X 1/4 BSP	<b>203408</b> Peters
	FIT010A	8mm MALE STUD X 1/4 BSP	<b>203675</b> Peters <b>060034</b> Deans
	FIT011B	6mm MALE STUD X 1/4 BSP	<b>203677</b> Peters <b>060003</b> Deans
	FIT012B	4mm MALE STUD X 1/8 BSP	<b>203678</b> Peters
	FIT013B	6mm MALE STUD X 1/8 BSP	<b>203679</b> Peters
	FIT032B	8mm MALE STUD X 1/8 BSP	<b>FIT032B</b> TDS
	FIT079B	4mm MALE STUD X M5	<b>FIT079B</b> TDS
	FIT014A	4mm FEMALE STUD X 1/8 BSP	<b>203681</b> Peters
	FIT033A	8mm FEMALE STUD X 1/4 BSP	<b>FIT033A</b> TDS
	FIT034A	6mm FEMALE STUD X 1/4 BSP	<b>FIT034A</b> TDS
	FIT015B	6mm EQUAL TEE	<b>203731</b> Peters <b>060010</b> Deans <b>C363</b> Ventura
	FIT016B	4mm EQUAL TEE	<b>203732</b> Peters <b>060009</b> Deans <b>A751</b> Ventura

# PNEUMATIC FITTINGS

IMAGE	PART NUMBER	DESCRIPTION	OE REFERENCES
	FIT019B	6mm MALE 4mm FEMALE REDUCER	203754 Peters 060052 Deans H909 Ventura
	FIT020A	8mm TO 6mm REDUCER	203755 Peters B262 Ventura
	FIT025B	4mm STRAIGHT CONNECTOR	215891 Peters 030493 Deans
	FIT031B	6mm STRAIGHT CONNECTOR	118359 Peters 060050 Deans
	FIT040B	8mm STRAIGHT CONNECTOR	118360 Peters 017921 Deans
	FIT044B	6mm BRANCH CONNECTOR X 1/8 BSP	FIT044B TDS
	FIT026B	4mm ELBOW X M5	216993-28 Peters A110 Ventura
	FIT052B	6mm ELBOW X M5	FIT052B TDS B158 Ventura
	FIT056B	UNEQUAL STRAIGHT CONNECTOR 6 TO 8mm	027345 Deans
	FIT058C	6mm ELBOW COMPACT X 6mm MALE STEM	027176 Deans
	FIT063B	REDUCER 8mm MALE TO 4mm PUSHIN	203753 Peters

# PNEUMATIC FITTINGS

# PNEUMATIC FITTINGS

IMAGE	PART NUMBER	DESCRIPTION	OE REFERENCES
	<b>FIT065B</b>	6mm CONNECTOR WITH 3 X 4mm	<a href="#">FIT065B TDS</a> <a href="#">N181 Ventura</a>
	<b>FIT067B</b>	4mm Y CONNECTOR X 1/8 BSP MALE	<a href="#">170143 Overton</a>
	<b>FIT068B</b>	6mm Y CONNECTOR X 1/8 BSP MALE	<a href="#">170140 Overton</a>
	<b>FIT070C</b>	6mm EQUAL X 1/4 BSP MALE	<a href="#">FIT070C TDS</a>
	<b>FIT074B</b>	6mm EQUAL Y CONNECTOR	<a href="#">FIT074B TDS</a> <a href="#">G714 Ventura</a>
	<b>FIT079B</b>	4mm STUD X M5	<a href="#">FIT079B TDS</a>
	<b>FIT082B</b>	TUBE ENLARGER 6mm STEM > 8mm FEMALE	<a href="#">FIT082B TDS</a> <a href="#">G677 Ventura</a>
	<b>FIT095B E474</b>	TEE CONNECTOR STEM 4MM TEE CONNECTOR STEM 6MM	<a href="#">FIT095B TDS</a> <a href="#">E474 Ventura</a>
	<b>PNE035C</b>	SILENCER 1/8 BSP BRASS (IG SPOOL VALVES)	<a href="#">PNE035C TDS</a> <a href="#">P533 Ventura</a>
	<b>PNE037U</b>	SILENCER 1/4 BSP BRASS	<a href="#">PNE037U TDS</a>

# PNEUMATIC FITTINGS

IMAGE	PART NUMBER	DESCRIPTION	OE REFERENCES
	A515	ELBOW CONNECTOR 8MM- M12X1.5	A515 Ventura
	H889	8mm X 1/4 BSP NON RETURN VALVE	H889 Ventura
	H908	4mm T-CONNECTOR STEM 4mm	H908 Ventura
	N180	6mm DOUBLE ELBOW X 1/8 BSP STEEL (IG P542 VALVE)	N180 Ventura
	N719	6mm ELBOW X M12 X 1.5 STEEL (WABCO PRESSURE SWITCH)	N719 Ventura
	P532	6mm ELBOW X 1/8 BSP STEEL (IG4 VALVES P807/P542)	P532 Ventura
	P537	6mm ELBOW X 1/4 BSP STEEL (IG4 CYLINDERS P540/VB2290)	P537 Ventura
	VA3190	PLUG M12 X 1.5 (WABCO VALVES)	VA3190 Ventura
	VA7269	6mm ELBOW X 1/4 BSP STEEL LP (PS RODLESS CYLINDERS)	VA7269 Ventura M691 Ventura G915 Ventura

## PNEUMATIC OTHER

IMAGE	PART NUMBER	DESCRIPTION	OE REFERENCES
	<b>FIT021A</b>	6mm INLINE FLOW CONTROL	<b>214784 Peters</b>
	<b>FIT077B</b>	8mm INLINE FLOW CONTROL	<b>0102320 Deans</b> <b>029987 Deans</b>
	<b>KIT009</b>	1.0 BAR INLINE FALLING PRESSURE INDICATOR (6mm FITTINGS)	<b>216402 Peters</b>
	<b>KIT009-03</b>	4.0 BAR INLINE FALLING PRESSURE INDICATOR (6mm FITTINGS)	<b>KIT009-03 TDS</b>
	<b>PNE001D</b>	END OF TRAVEL SENSOR	<b>217173 Peters</b>
	<b>PNE004U</b>	40DIA PRESSURE GAUGE FOR ALL MAKE FILTER REGULATORS	<b>214170 Peters</b> <b>PNE004U TDS</b>
	<b>PNE006A</b>	OR LOGIC ELEMENT	<b>214949 Peters</b> <b>031140 Deans</b> <b>PNE006A TDS</b>
	<b>PNE012U</b>	CYLINDER FLOW CONTROLLER 6mm x 1/4 BSP	<b>PNE012U TDS</b> <b>214378 Peters</b>
	<b>PNE030B</b>	FLOW CONTROLLER 8mm x 1/4 BSP	<b>PAA01542-10 Deans</b>
	<b>PNE032B</b>	FLOW CONTROLLER 8mm x 1/8 BSP	<b>05Q8050-460401 Scania</b> <b>PNE032B TDS</b>

## PNEUMATIC OTHER









IMAGE	PART NUMBER	DESCRIPTION	OE REFERENCES
	PNE035C	SILENCER LOW PROFILE 1/8BSP	<a href="#">PNE035C TDS</a> <a href="#">N268 Ventura</a> <a href="#">P533 Ventura</a>
	PNE045U	REGULATOR/GAUGE KIT 0-20BAR 1/4 BSP	<a href="#">H110555 Deans</a>
	PNE054	OR GATE 4mm	<a href="#">DEP-00353 Wrightbus</a>
	PNE055	OR GATE 6mm	<a href="#">PNE055 TDS</a>
	PNE060	CYLINDER FLOW CONTROLLER 6mm x M12 x 1.5 (WABCO CYLINDERS)	<a href="#">PNE060 TDS</a>
	PNE303U-01	FILTER REGULATOR 1/4BSP MANUAL DRAIN	<a href="#">216993-70 Peters</a> <a href="#">216386 Peters</a> <a href="#">214168 Peters</a>
	PNE303U-02	FILTER REGULATOR FOR DIRECT MOUNT ON SPOOL VALVE 037968	<a href="#">E20605 Valve Deans</a>
	PNE303UG-01	FILTER REGULATOR 1/4BSP + GAUGE ASSY  # ALTERNATIVE	<a href="#">75 E20605 Deans</a> <a href="#">0107263 Deans</a>  <a href="#">#Q160 Ventura</a>
	PNE303UG-02	FILTER REGULATOR 1/4BSP + GAUGE + 6mm FITTINGS ASSY	<a href="#">0110417 Deans</a> <a href="#">PNE003U-KIT TDS</a> <a href="#">PNE303UG-02 TDS</a>

# PNEUMATIC OTHER

IMAGE	PART NUMBER	DESCRIPTION	OE REFERENCES
	<b>PNE303UG-07</b>	FILTER REGULATOR 1/4BSP + GAUGE + 6mm FITTINGS ASSY  # ALTERNATIVE	#K005, K006 Ventura #P517, P563 Ventura PNE303UG-07 TDS
	<b>PNE303UG-08</b>	FILTER REGULATOR 1/4BSP + GAUGE + 8mm FITTINGS ASSY  # ALTERNATIVE	#I826, Q006 Ventura PNE303UG-08 TDS
	<b>PNE303UG-10</b>	FILTER REGULATOR 1/4BSP + GAUGE + SOFT- START	PNE003UG-10 TDS
	<b>PNE325U-01</b>	FILTER UNIT (5.0 microns) +BRKT	PNE325U-01 TDS
	<b>TUB001-8A</b> A150, C500, D313, D314, E198, H951, H952, J046, J246	NYLON PNEUMATIC KINK RESIST TUBING COLOURS > RED, GREEN, BLACK, BLUE, SILVER, CLEAR SIZES 4,6,8mm (REFER FOR P/N BY COLOUR & SIZE)	TUB001A -008A TDS A150, C500, D313, D314, E198, H951, H952, J046, J246 Ventura
	<b>C370</b>	TUBE RESTRICTOR 8>6 (1.5mm)	C370 Ventura
	<b>E971</b>	TUBE RESTRICTOR 6>4 (1.5mm)	E971 Ventura
	<b>E974</b>	MANUAL FLOW REGULATOR 6mm	E974 Ventura



# PNEUMATIC OTHER

IMAGE	PART NUMBER	DESCRIPTION	OE REFERENCES
	F034	TUBE RESTRICTOR 6>4 (1.1mm)	F034 Ventura
	F316	TUBE RESTRICTOR 8>6 (1.3mm)	F316 Ventura
	F586	TUBE RESTRICTOR 6>4 (1.3mm)	F586 Ventura
	I026	TUBE RESTRICTOR 6>4 (1.7mm)	I026 Ventura
	J338	TUBE RESTRICTOR 6>4 (1.0mm)	J338 Ventura
	P563 (K005/ K006)	FILTER REGULATOR 1/4BSP ASSY 6mm FITTINGS	P563 Ventura
	Q066	FILTER REGULATOR 1/4BSP ASSY 8mm FITTINGS	Q066 Ventura
	Q160	FILTER REGULATOR 1/4BSP ASSY BASE NO FITTINGS	Q160 Ventura

## SABOTS & COVERS

IMAGE	PART NUMBER	DESCRIPTION	OE REFERENCES
	SAB001A	RH INNER SABOT COVER ASSY (526L BRS64)	<b>098-083A46</b> Peters
	SAB002A	LH INNER SABOT COVER ASSY (526L BRS64)	<b>098-084A46</b> Peters
	SAB003A	RH INNER SABOT COVER ASSY (526L BRS51/22)	<b>098-089A46</b> Peters
	SAB004A	LH INNER SABOT COVER ASSY (526L BRS51/22)	<b>098-090A46</b> Peters
	SAB005A	RH INNER SABOT COVER ASSY (548L BRS64)	<b>098-093A46</b> Peters
	SAB006A	LH INNER SABOT COVER ASSY (548L BRS64)	<b>098-094A46</b> Peters
	SAB007A	RH INNER SABOT COVER ASSY (526L BRS57/32)	<b>098-116A46</b> Peters
	SAB008A	LH INNER SABOT COVER ASSY (526L BRS57/32)	<b>098-117A46</b> Peters
	SAB023ASSY-BLK	INNER SABOT COVER (610 LEAF)	<a href="#">SAB023ASSY-BLK TDS</a>
	SAB024ASSY-BLK	INNER SABOT COVER (510 LEAF)	<a href="#">SAB024ASSY-BLK TDS</a>
	SAB027ASSY-BLK	INNER SABOT COVER (360 LEAF)	<a href="#">SAB027ASSY-BLK TDS</a>
	SAB028ASSY-BLK	INNER SABOT COVER (470 LEAF)	<a href="#">SAB028ASSY-BLK TDS</a>
	SAB029ASSY-BLK	INNER SABOT COVER (560 LEAF)	<a href="#">SAB029ASSY-BLK TDS</a>
	SAB030ASSY-BLK	INNER SABOT COVER / BRUSH ASSY (640 LEAF)	<a href="#">SAB030ASSY-BLK TDS</a>

# SABOTS & COVERS

IMAGE	PART NUMBER	DESCRIPTION	OE REFERENCES
	<b>SAB034ASSY-BLK</b>	INNER SABOT COVER (434 LEAF)	<a href="#">SAB034ASSY-BLK TDS</a>
	<b>SAB039ASSY-BLK</b>	INNER SABOT COVER / BRUSH ASSY (685 LEAF)	<a href="#">SAB039ASSY-BLK TDS</a>
	<b>SAB040-45</b>	PD28 BRACKET COVER	<a href="#">SAB040-45 TDS</a>
	<b>SAB046ASSY-BLK</b>	INNER SABOT COVER/ BRUSH ASSY (870 LEAF)	<a href="#">SAB046ASSY-BLK TDS</a>
	<b>SAB544RH-01</b>	RH STEEL SABOT COVER BRUSH ASSY	<a href="#">033846 Deans</a> <a href="#">035813 Deans</a>
	<b>SAB544LH-01</b>	RH STEEL SABOT COVER BRUSH ASSY	<a href="#">033847 Deans</a> <a href="#">035814 Deans</a>
	<b>SAB571RH-01</b>	RH STEEL LOW PROFILE SABOT ASSY – BRUSH 70>40 (SHOWN)	<a href="#">032545 Deans</a>
	<b>SAB571LH-01</b>	LH STEEL LOW PROFILE SABOT ASSY – BRUSH 70>40	<a href="#">032546 Deans</a>

## SEALS - BRUSH & RUBBER

IMAGE	PART NUMBER	DESCRIPTION	OE REFERENCES
	ATF1-###-35	TDS DOOR ACTIVE FLAP ASSY ### = MATCHES LEAF WIDTH (BLADE SEAL 35MM)	<a href="#">ATF1-348-35 TDS</a> <a href="#">ATF1-498-35 TDS</a> <a href="#">ATF1-598-35 TDS</a> (SOME COMMON SIZES ABOVE)
	BRS001	25mm NYLON BRUSH (CUT TO SIZE – UP TO 3MTR)	205436 Peters
	BRS003	38mm NYLON BRUSH (CUT TO SIZE – UP TO 3MTR)	205428 Peters
	BRS005	51mm NYLON BRUSH (CUT TO SIZE – UP TO 3MTR)	205431 Peters
	BRS007	64mm NYLON BRUSH (CUT TO SIZE – UP TO 2.5MTR)	205433 Peters
	BRS010	80mm NYLON BRUSH (CUT TO SIZE – UP TO 2.5MTR)	205435 Peters
	BSA3807-01	TDS BRUSH HOLDER ASSY (BLACK PVC HOLDER) ## CUT TO LENGTH REQUIRED, BRUSH SIZES 25,38,51,64,80mm	<a href="#">BSA##07-####-01 TDS</a>
	EXT007C	BRUSH HOLDER BLACK RIGID PVC 3MTR LENGTH	<a href="#">EXT007C TDS</a>
	RUB002A	VEHICLE APERTURE PLAIN SEAL 50mm – 2500L	215575 Peters <a href="#">RUB002A TDS</a>
	RUB005A	TDS IG BEADING SEAL # AVAILABLE IN 10MTR LENGTHS	<a href="#">RUB005A TDS</a>
	RUB006A	LEADING EDGE LIPPED NOSING RUBBER 38 X 62 – 2300L	<a href="#">RUB006A TDS</a>

## SEALS - BRUSH &amp; RUBBER

IMAGE	PART NUMBER	DESCRIPTION	OE REFERENCES
	RUB011A	VEHICLE APERTURE LIPPED SEAL 50 X 50 – 2200L	<a href="#">RUB011A TDS</a>
	RUB013B	68 X 3 INSERTION RUBBER STRIP 10MTR COIL	216368 Peters
	RUB018B	150 X 1.5 INSERTION RUBBER STRIP 10MTR COIL	<a href="#">RUB018B TDS</a>
	RUB025A	TRAILING EDGE SHORT LIPPED NOSING RUBBER 38 X 52 – 2300L	<a href="#">RUB025A TDS</a>
	RUB044A	VEHICLE APERTURE T SEAL 56/58mm - 2500L	<a href="#">RUB044A TDS</a>
	RUB046	RUBBER BOOT FOR ROUND EMERGENCY BUTTON	<a href="#">RUB046-01 TDS</a>
	RUB060	E-NOSING RUBBER LONG LIP 2.3MTR FOR ELEC SENS EDGE OPTION	<a href="#">RUB060 TDS</a>
	RUB061	E-NOSING RUBBER SHORT LIP 2.3MTR FOR ELEC SENS EDGE OPTION	<a href="#">RUB061 TDS</a>
	RUB102	LIPPED NOSING RUBBER PDS EURODOOR	215709 Peters

## SEALS - BRUSH & RUBBER

IMAGE	PART NUMBER	DESCRIPTION	OE REFERENCES
	RUB103	PLAIN NOSING RUBBER PDS EURODOOR	215710 Peters
	RUB122-KIT	OUTER SEAL FLAP KIT	215820 Peters
	RUB123-KIT	OUTER SEAL FLAP KIT	216394 Peters
	RUB124-KIT	OUTER SEAL FLAP KIT	216155 Peters
	RUB125-KIT	OUTER SEAL FLAP KIT	216357 Peters
	RUB200	VEHICLE APERTURE T SEAL 64mm - 2500L	0110285 Deans
	RUB201	RUBBER BOOT LOWER PIVOT ID13	025444 Deans
	RUB202	PLAIN NOSING RUBBER 71 X 30 – 2100L	031176 Deans
	RUB203	LIPPED NOSING RUBBER 71 X 30 – 2100L	031177 Deans
	RUB210	LH POSITIVE SEAL ASSY 569mm NO.1 DOOR	H104521 Deans
	RUB212	POSITIVE SEAL ASSY 569mm NO.2 DOOR RH	H104522 Deans

## SEALS - BRUSH &amp; RUBBER

IMAGE	PART NUMBER	DESCRIPTION	OE REFERENCES
	RUB220	LH POSITIVE SEAL ASSY 522mm NO1 DOOR	H109172 Deans
	RUB221	POSITIVE SEAL ASSY 522mm NO.2 DOOR RH	H109173 Deans
	RUB238	LH POSITIVE SEAL ASSY 471mm NO.1 DOOR	H106702 Deans
	RUB239	RH POSITIVE SEAL ASSY 471MM NO.2 DOOR	H106703 Deans
	RUB252	PS KKT PLUG SLIDER COMPRESS EDGE NOSING RUBBER -2300L	C100254 Deans
	RUB254	PS DEANS U FRAME SEAL - 2200L	0100234 Deans
	RUB255	DEANS CAPPING SEAL – 1900L	D49812 Deans
	B768	IG3 - END RUBBER PROFILE	B768 Ventura
	C670	GLASS SEALING TAPE 3 X 9 BLACK	C670 Ventura
	D251-002	PS1 U-FRAME RUBBER PROFILE TOP & SIDE	D251-002 Ventura

## SEALS - BRUSH & RUBBER





IMAGE	PART NUMBER	DESCRIPTION	OE REFERENCES
	D273-001	PS1 MIDDLE DOOR SEAL 2200L - NO CUTOUT D273-002 = LEFT CUTOUT D273-003 = RIGHT CUTOUT	D273-001 Ventura D273-002 Ventura D273-003 Ventura
	D325	PS CUSHIONING RUBBER RING 6mm	D325 Ventura
	VC3491	PS CUSHIONING RUBBER RING 8MM	VC3491 Ventura
	D373	PS BRUSH HOLDER ASSY 544 X 50 PRE-DRILLED	D373 Ventura
	D672	PS BRUSH HOLDER ASSY 523 X 23	D672 Ventura
	F425	PS BRUSH HOLDER ASSY 564 X 73 PRE-DRILLED	F425 Ventura
	F597	IG3 MIDDLE DOOR SEAL - 2200L	F597 Ventura
	F904	PS BRUSH HOLDER ASSY 499 X 73 PRE-DRILLED	F904 Ventura
	H452-001	IG PORTAL SEAL SIDE PROFILE - 2200L (USED ON: I032, J165, K092, K093, K095, K526 )	H452-001 Ventura



## SEALS - BRUSH &amp; RUBBER

IMAGE	PART NUMBER	DESCRIPTION	OE REFERENCES
	<b>I032</b>	IG3 PORTAL RUBBER U PROFILE ADL E400 1350	<b>I032</b> Ventura
	<b>J205</b>	IG4 PORTAL RUBBER U PROFILE ADL E300/E400 (1350)	<b>J205</b> Ventura
	<b>J462</b>	IG4 PORTAL RUBBER U PROFILE ADL E200 (1200)	<b>J462</b> Ventura
	<b>J469</b>	IG4 PORTAL RUBBER U PROFILE ADL E300/E400 (1290)	<b>J469</b> Ventura
	<b>J684</b>	PS TOP SUPERSEAL BRUSH (F416-1500)	<b>J684</b> Ventura <b>F416-1500</b> Ventura
	<b>K092</b>	IG PORTAL RUBBER U PROFILE WBUS (1290)	<b>K092</b> Ventura <b>(H506)</b> Ventura
	<b>K095</b>	IG4 PORTAL RUBBER U PROFILE WBUS NBFL (1250)	<b>K095</b> Ventura
	<b>K093</b>	IG3 PORTAL RUBBER U PROFILE SCANIA OMNI (1200)	<b>K093</b> Ventura
	<b>K679-002</b> <b>K679-004</b> <b>K679-006</b> <b>K679-007</b>	K679-002 (514MM) K679-004 (547MM) K679-006 (584MM) K679-007 (469MM) IG3 RH/LH FLAP ASSEMBLIES # BUSH = F640 # SPRING = K745	<b>K679-002</b> Ventura <b>K679-004</b> Ventura <b>K679-006</b> Ventura <b>K679-007</b> Ventura
	<b>K963-001</b>	PS DOOR SEAL GEN3 U FRAME SIDE/TOP - 2200L	<b>K963-001</b> Ventura <b>(U255)</b> Ventura

## SEALS - BRUSH & RUBBER

IMAGE	PART NUMBER	DESCRIPTION	OE REFERENCES
	L846-001 L846-002 L846-003 L846-004 L846-005	L846-001 (530mm) L846-002 (560mm) L846-003 (509mm) L846-004 (484mm) L846-005 (410mm) IG4 FLAP ASSEMBLY LH VIEW FROM INSIDE # BEARING BUSH = L745 ## ALL OTHER LENGTH VARIANTS AVAILABLE	L846-001 Ventura L846-002 Ventura L846-003 Ventura L846-004 Ventura L846-005 Ventura
	L781	IG4 PORTAL RUBBER U PROFILE MCV/TEMSA (1350)	L781 Ventura
	L865-001 L865-002 L865-003 L865-004 L865-005	L865-001 (530mm) L865-002 (560mm) L865-003 (509mm) L865-004 (484mm) L865-005 (765mm) IG4 FLAP ASSEMBLY RH VIEWED FROM INSIDE # BEARING BUSH = L745 ## ALL OTHER LENGTH VARIANTS AVAILABLE	L865-001 Ventura L865-002 Ventura L865-003 Ventura L865-004 Ventura L865-005 Ventura
	M300	IG PORTAL RUBBER U PROFILE 1290 WBUS STREETLITE (1290)	M300 Ventura
	M442	IG4 PORTAL RUBBER U PROFILE MCV (1290)	M442 Ventura
	O430	IG4 BRUSH HOLDER ASSY 543 X 30 PRE-DRILLED NBFL	O430 Ventura

## SEALS - BRUSH &amp; RUBBER















IMAGE	PART NUMBER	DESCRIPTION	OE REFERENCES
	O708	IG4 PORTAL SEAL – NBFL 5	O708 Ventura
	U448	PORTAL RUBBER U-FRAME ADL E200/E400 MMC (1290)	U448 Ventura
	VA0184 / VA0186	SEAL VA0115-L 2200 / 2000	VA0184/VA0186
	VA0185 / VA0187	SEAL VA0115-R 2200 / 2000	VA0185/VA0187 (VA0115) Ventura
	VA1368	IG4 PORTAL RUBBER U FRAME PROFILE WBUS DD (1425)	VA1368 Ventura
	VA4286	IG4 PORTAL RUBBER U FRAME PROFILE (1290)	VA4286 Ventura
	VA4802-001	PS2 MIDDLE DOOR SEAL 2200L - NO CUTOUT VA4802-002 = LEFT CUTOUT VA4802-003 = RIGHT CUTOUT # REPLACES K962	VA4802-001 Ventura VA4802-002 Ventura VA4802-003 Ventura

IMAGE	PART NUMBER	DESCRIPTION	OE REFERENCES
	KIT007-04	INHIBITOR KIT FOR TDS VALVE & PNEUMATIC BUTTON	KIT007-04 TDS
	VAL001U	UNIVERSAL SPOOL VALVE (AIR BLEED SYSTEM)  # VALVE-A MODULE = VAL029U	214910 Peters 216376 Peters 216993-68/95 Peters 023269 Deans 031032 Deans 042085 Deans 018055 Deans 0108878 Deans 0110197 Deans
	VAL002U	UNIVERSAL 24V DOUBLE SOLENOID SPOOL VALVE (AIR BLEED SYSTEM)  # VALVE-B MODULE = VAL030U	214911 Peters 216377 Peters 216993-69/96 Peters 023271 Deans 031132 Deans 039048 Deans 042084 Deans
	VAL003U	UNIVERSAL 24V DOUBLE SOLENOID SPOOL VALVE (PRESSURE APPLIED SYSTEM)  # VALVE-C MODULE = VAL031U	216993-97 (58) Peters 217197 Peters
	VAL005A	SOFT START VALVE 1/4BSP-8MM	216993-17 Peters 215212 Peters
	VAL006F	UNIVERSAL EPV 24V NC 3/2 VALVE 2 X 1/8.BSP & 1 X M5 PORTS	216993-57 Peters 200182 Peters
	VAL007F	UNIVERSAL EPV 12V NC 3/2 VALVE 2 X 1/8.BSP & 1 X M5 PORTS	216993-61 Peters 200184 Peters
	VAL008P	MINIATURE BUTTON VALVE – NORMALLY CLOSED (4mm PIPE FITTINGS) # NORMALLY OPEN VERSION = L169	216389 Peters 216993-87 Peters K922 Ventura

## VALVES

IMAGE	PART NUMBER	DESCRIPTION	OE REFERENCES
	VAL009U	ELECTRIC UNIVERSAL DETECTION VALVE (4mm PIPE FITTINGS)	216993-71 Peters 215482 Peters 215494 Peters
	VAL010U	24V CONTROL BLOCK ASSY (MAIN VALVE OPTION = VAL057U-02-KIT ON 216993-46 ONLY)	216993-46 Peters 216219 Peters 214850 Peters
	VAL011U	PNEUMATIC UNIVERSAL DETECTION VALVE (4mm PIPE FITTINGS)	216993-79 Peters
	VAL013A-KIT-01	DUMP VALVE ASSY -8mm FITTINGS	VAL013A-KIT-01 TDS 215524 Peters
	VAL013A-KIT-07	DUMP VALVE ASSY -6mm FITTINGS	VAL013A-KIT-02 TDS
	VAL041U	ELECTRIC UNIVERSAL DETECTION VALVE – SOFT 5N (4mm PIPE FITTINGS)	216993-72 Peters 217430-300 Peters
	VAL045U	5/2 PILOT SPRING VALVE (PRESSURE APPLIED SYSTEM)	037967 Deans
	VAL046U	5/2 SOLENOID 24V SPRING VALVE (PRESSURE APPLIED SYSTEM)	037966 Deans
	VAL047U	5/2 PILOT SPRING VALVE 1/8 BSP PORTS (PRESSURE APPLIED SYSTEM)	D17881 Deans

IMAGE	PART NUMBER	DESCRIPTION	OE REFERENCES
	VAL048U	NON RETURN VALVE 6MM	D17881 Deans
	VAL049U	24V PULSE GENERATOR (4mm PIPE FITTINGS)	042395 Deans
	VAL059U	24V DOUBLE SOLENOID SPOOL VALVE (PRESSURE APPLIED SYSTEM)	031135 Deans 037843 Deans 042087 Deans
	VAL063U	5/2 AIR BLEED VALVE 1/8 BSP PORTS	KVF94521 Overton KV9-45-Z1 Overton
	VAL080U	24V DOUBLE SOLENOID 5/2 VALVE G8 & PILOT	VAL080U TDS
	VAL081U	24V SOLENOID 5/2 VALVE G8 & PILOT SPRING RETURN	VAL081U TDS
	VAL082U	3/2 PILOT SPRING RETURN VALVE 1/8.BSP PORTS & PILOT (PARKER = B43003PS, CAMOZZI = 338-035, KV = KVF843, KVL843)	VAL082U TDS
	VAL100U	5/2 DOUBLE SOLENOID 24V SPOOL VALVE (PRESSURE APPLIED SYSTEM)	031141 Deans 037968 Deans
	VAL102U	24V DOUBLE SOLENOID SPOOL VALVE HEAVY DUTY (AIR BLEED SYSTEM) # VALVE-A MODULE = VAL029U	VAL102U TDS

## VALVES

IMAGE	PART NUMBER	DESCRIPTION	OE REFERENCES
	VAL104U	MINIATURE PUSH BUTTON VALVE (4MM PIPE FITTINGS) ALT TO ORIGINAL 3 PORT	<b>039727 Deans</b> <b>VAL104U TDS</b>
	VAL125	ROLLER LEVER VALVE 4mm PIPE FITTINGS (PCX-M121)	<b>0100221 Deans</b>
	VAL186	24V MASATS 5/2 DOUBLE SOLENOID VALVE # SEAL KIT = VAL186-RK	22129A24 Masats
	VAL188	24V MASATS DOUBLE SOLENOID VALVE & BLOCK # SEAL KIT = VAL188-RK	22114A24 Masats
	A160	OBSTRUCTION DETECTION VALVE (4mm PIPE FITTINGS)	<b>A160 Ventura</b>
	B309	4/2 EMERGENCY VALVE  # ROTARY GRIP = B310	<b>B309 Ventura</b> <b>216993-45 Peters</b>
	B310	ROTARY GRIP (FOR 4/2 VALVE B309)	<b>B310 Ventura</b> <b>216993-44 Peters</b>
	C247	PS WABCO BASE CONTROL UNIT 24V MTS BASE UNIT FOR > F060, F070, F689, G926, I883 & OTHERS	<b>C247 Ventura</b> <b>049740 Deans</b>
	E114	OR VALVE G1/8/6 ASSY	<b>E114 Ventura</b>

IMAGE	PART NUMBER	DESCRIPTION	OE REFERENCES
	F070	PS WABCO CONTROL ASSY 24V MTS (1 X NC 2BAR PRESSURE SWITCH)  # BASE VALVE = C247 # PRESS SWITCH = A358	F070 Ventura
	F184	EMERGENCY VALVE ASSY (6mm PUSH FITTINGS)	F184 Ventura
	F689	PS WABCO CONTROL ASSY 24V MTS (2 X NO 4BAR PRESSURE SWITCH) # BASE VALVE = C247 # PRESS SWITCHES = 1x A358 + 2x C249	F689 Ventura
	G106	PS 5/2 VALVE PILOT-SPRING RETURN, 1/8 BSP ALL PORTS	G106 Ventura
	G909	IG 5-2 VALVE ASSY	G909 Ventura
	G914	OR LOGIC VALVE G1/8/4 ASSY (4mm PIPE FITTINGS)	G914 Ventura
	G926	PS WABCO CONTROL ASSY 24V MTS (2 X NO 4BAR PRESSURE SWITCH) # BASE VALVE = C247 # PRESS SWITCHES = 2x C249	G926 Ventura F060 Ventura



## VALVES

IMAGE	PART NUMBER	DESCRIPTION	OE REFERENCES
	<b>H834-RK</b>	VALVE WEAR PARTS REPAIR KIT  # ALSO COVERS N179	<b>H834-RK</b> Ventura
	<b>H889</b>	NON- RETURN VALVE G4-8mm	<b>H889</b> Ventura
	<b>I883</b>	PS WABCO CONTROL ASSY 24V MTS (1 X NO 4BAR PRESSURE SWITCH) # BASE VALVE = C247 # PRESS SWITCH = I822	<b>I883</b> Ventura
	<b>J463</b>	RS SLOW START VALVE (8mm TO 6mm FITTINGS)	<b>J463</b> Ventura
	<b>M466</b>	RS 5/2 BI-STABLE VALVE 12V ASSY (PRESSURE APPLIED SYSTEM)	<b>M466</b> Ventura
	<b>O563</b>	MANUAL OPERATION 3-2 VALVE – 8mm FITTINGS	<b>O563</b> Ventura
	<b>P535</b>	SOLENOID 24V DIN B U77  # USED ON P807, P542, Q003, Q330 Q673 VALVES	<b>P535</b> Ventura
	<b>P542</b>	IG4 5/2 BI-STABLE VALVE 24V ASSY (PRESSURE APPLIED SYSTEM) # SUPERSEDES H834 # SEAL REPAIR KIT = VA2983	<b>P542</b> Ventura <b>H834</b> Ventura <b>H877</b> Ventura <b>N179</b> Ventura

IMAGE	PART NUMBER	DESCRIPTION	OE REFERENCES
	P807	IG4 5/2 BI-STABLE VALVE 24V ASSY (PRESSURE APPLIED SYSTEM) # BASE VALVE P542) # SEAL REPAIR KIT = VA2983	P807 Ventura
	P862	OR LOGIC VALVE (4mm PIPE FITTINGS)	P862 Ventura
	P985	5/2 MONO-STABLE VALVE (NO SOLENOID OR FITTINGS) # SEAL REPAIR KIT = VA2983	P985 Ventura E469 (P985-KIT) Ventura
	Q003	5/2 VALVE 5KM/H INTERLOCK 24V ASSY  # BASE VALVE = P985	Q003 Ventura E470 (Q003-KIT) Ventura
	Q329	5/2 VALVE 24V BI-MONO STABLE	Q329 Ventura
	Q330	5/2 VALVE 24V ASSY  # BASE VALVE P985	Q330 Ventura
	Q331	5/2 BI-MONO STABLE 24V VALVE ASSY  # BASE VALVE Q329	Q331 Ventura J090 (Q003-KIT) Ventura
	Q673	5/2 VALVE 24V ASSY  # SEAL REPAIR KIT = VA2983	Q673 Ventura

## VALVES







IMAGE	PART NUMBER	DESCRIPTION	OE REFERENCES
	R010	5/2 VALVE EXT PILOT 24V ASSY	R010 Ventura
	R172	5/2 VALVE BI-MONO STABLE  # BASE VALVE Q329	R172 Ventura
	R851	QUICK EXHAUST VALVE 4mm	R851 Ventura
	S840	5/2 VALVE 12V ASSY	S840 Ventura
	U174-KIT	5/2 DUMP VALVE 24V SPRING RETURN ASSY	U174-KIT Ventura E369 Ventura
	VA8691	PS WABCO CONTROL ASSY 24V (1 X NC 2BAR, 1 X NO 4BAR + 1 X NO 2BAR PRESS SWITCHES)  # BASE VALVE = C247 # PRESS SWITCHES = A358,C249,I822	VA8691 Ventura
	VB2529	PS WABCO CONTROL ASSY 24V MTS (1x NC 2BAR, 1x NO 4BAR PRESSURE SWITCHES)	VB2529 Ventura

IMAGE	PART NUMBER	DESCRIPTION	OE REFERENCES
	<b>ADH014</b>	MULTIPURPOSE GREASE LITHEP EP2 (400G)  # FOR IG & PS SPIRAL CABLE SHAFTS	<b>ADH014 TDS</b>
	<b>ADH015</b>	ARCANOL MULTITOP GREASE (400G)  # FOR PS/E & RS/E BEARING HOUSINGS	<b>ADH015 TDS</b>
	<b>C625-0.5ML</b>	LOCTITE 243 THREAD LOCKER  # SUPPLIED IN A 0.5ML VIAL FOR USE AS SPECIFIED IN MAINTENANCE MANUALS & SERVICE KITS	<b>C625-0.5ML TDS</b>
	<b>C625-50ML</b>	LOCTITE 243 THREAD LOCKER  # SUPPLIED IN A 50ml BOTTLE (FOR USE AS SPECIFIED IN MAINTENANCE MANUALS & SERVICE KITS	<b>C625-50ML TDS</b>
	<b>K306</b>	PS CABLE TENSION GAUGE  # FOR PS & RS DOOR MECHANISMS	<b>K306 Ventura</b>

# MAINTENANCE

IMAGE	PART NUMBER	DESCRIPTION	OE REFERENCES
	TR-009	MOLEX MICRO-FIT PIN CRIMPING TOOL  # FOR USE WITH E135/E136 VS PIN CONNECTIONS ON SENS EDGES/SPIRAL CABLES	TR-009 TDS VB8315 Ventura
	VA3860	DOORSHAFT TORQUE TOOL FOR IG4 GLIDER DOORS  # REFER SERVICE INSTRUCTION: SM049E  # TR-035 TORQUE WRENCH KIT AVAILABLE	VA3860 Ventura
	VA4146	DOORSHAFT TORQUE TOOL FOR IG3 GLIDER DOORS  # REFER SERVICE INSTRUCTION: SM049E	VA4146 Ventura
	VB2110	VENTURA V-DIAG DIAGNOSTIC KIT (END USER VERSION)  # FOR IGE,PSE & RSE DOOR CONTROLLERS	VB2110 Ventura
	VB8538	PS/PSE MICROSWITCH ADJUST TOOL	VB8538 Ventura

IMAGE	PART NUMBER	DESCRIPTION	OE REFERENCES
	TR-035	20-100NM TORQUE WRENCH KIT INCL: 3X OPEN END 13,17,19 + 3/8 SQ.DRIVE. INSERT TOOLS - 9X12 MALE MOUNT	TR-035 TDS
	TR-036	2-20NM TORQUE WRENCH KIT 1/4" SQ DRIVE INCL: HEX H2.5,H3,H4,H5,H6,H7,H8,H10 & TORX T10,T25,T30 BITS	TR-036 TDS
	KIT602	PS1 DOORSHAFT SERVICE KIT (COVERS 1 SHAFT - LH OR RH) INCLUDES: H750, B706, C492, D760, D806, A732 X2, B689 X2, D803, J405, C625-0.5ML # FOR FULL DETAILS SEE WEB DATA SHEET	KIT602 TDS
	KIT603	PS2 DOORSHAFT SERVICE KIT (COVERS 1 SHAFT - LH or RH) INCLUDES: A732 x2, B689 x2, B706, D806, C492, G958, H750, KIT601 (D806, E009 & J593), P261, C625-0.5ML # FOR FULL DETAILS SEE WEB DATA SHEET	KIT603 TDS
	KIT607	IG4 DOORSHAFT SET SERVICE KIT (COVERS 2 SHAFTS - LH & RH) INCLUDES: F681 x2, G756 x2, L886 x2, L782 x2, A497 x2, B253 x2, VA1000 x2, I162 x2, VD6477 x1, VD6479 x1, H470 x2 C625-0.5ML # FOR FULL DETAILS SEE WEB DATA SHEET	KIT607 TDS



**Celebrating 30 years of innovative door systems**

Don't miss your last chance to join us on our **innovation tour** and discover our latest products at the **Euro Bus Expo 2024!**







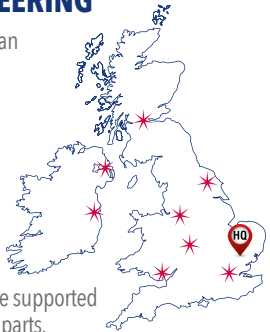
Official UK - Ireland Aftermarket & Service Partner

## COMPONENT SOURCING & REVERSE ENGINEERING

TDS regularly finds sources for older & difficult to obtain parts. Equivalents can be offered or parts reverse engineered to a high specification including pneumatic, electronic and mechanical types. We just require samples, drawings or images to assist us in this process.

## WARRANTY & SERVICE SUPPORT

TDS have an established Service Agent network of trained engineers to support TDS & Ventura door systems in UK & Irish service both in and out of warranty. Alongside this some cover can be provided for older **Deans** & **Peters** and coach doors from **BCE**, **Masats (Bode)** & **Revar**. Our agents are supported with latest OE training, technical data, tooling/diagnostics & quality original parts.



## SITE TRAINING, DIAGNOSTICS & MAINTENANCE

TDS can organise convenient & effective **customised door training courses** at customers preferred depot/workshop locations. Ventura's lead Global Field Service & Training Engineer provides **certified** training courses tailored for each customers needs. Small groups benefit from both classroom and hands on based courses that focus on latest techniques for **IG/PS/RS** door types, training covers **door setup & adjustment, diagnosis & maintenance**. Fleet bus door health checks can also be organised.

## UK DOOR MANUFACTURER

TDS are the primary entrance door supplier to Switch Mobility (Optare) on the ever popular Solo vehicle model and Treka Bus on their coach built accessible minibus model Mobility+. These vehicles are fitted with electric or pneumatic inward gliding systems that now number over 7000 reliable units in service globally. Well known vehicle models with our system fitted include > Optare Olympus, Solo, Tempo & Versa. Switch Metrocity & Solo. Treka Bus 16 & Mobility+. Mellor Bus Maxima & Strata HF.

SWITCH



Transport Door Solutions Ltd, 43 Broton Drive, Halstead, Essex, CO9 1HB, UK.

Tel: +44 (0) 1787 473000 sales@transportdoorsolutions.co.uk www.transportdoorsolutions.co.uk