

TDS PRODUCT IMAGE SHEET – CATEGORY >		
FABRICATED & PLATES		
Images	TDS Part Numbers & Description	OE References & (WHERE FITTED)
	<p>ASY201T SLIDE CLUTCH 100mm PURPLE SPRING (INST-046-06)</p> <p># ASY201T-02=REPLACEMENT SLIDE CLUTCH ARM ASSY-KIT</p>	<p>ASY201T TDS TREKA BUS 16, MELLOR-MAXIMA+STRATA HF</p>
	<p>ASY201T-01 SLIDE CLUTCH 100mm PURPLE SPRING (INST-100-29)</p> <p># ASY201T-02=REPLACEMENT SLIDE CLUTCH ARM ASSY-KIT</p>	<p>ASY201T TDS TREKA BUS 16, MELLOR-MAXIMA+STRATA HF</p>
	<p>ASY200T-02 SLIDE CLUTCH 100mm ARM ASSY-KIT (INST-014-27)</p> <p>(PP004-CH=CLUTCH PIN ONLY)</p>	<p>ASY200T-02 TDS TREKA BUS 16, MELLOR-MAXIMA+STRATA HF</p>
	<p>ASY202T SLIDE CLUTCH 100mm BLACK SPRING (INST-014-07)</p> <p># ASY201T-02=REPLACEMENT SLIDE CLUTCH ARM ASSY-KIT</p>	<p>ASY202T TDS PARRY PPM60</p>
	<p>ATF1-###-## WIDTH – SEAL (mm) BOTTOM ACTIVE FLAP ASSYS</p> <p>EXAMPLE > ATF1-598-35</p>	<p>ATF1-###-## TDS (ALL TDS GLIDER DOORS, SIZE DOOR SPECIFIC)</p> <p>16R0210 16R0209 29455049</p>
	<p>L500-14 LOWER TAPPED BLOCK (EPSILON BOTTOM PANEL)</p>	<p>L500-14 TDS</p>

	<p>L500-40 HANDRAIL LOCKING NUT</p>	<p>L500-40 TDS</p>
	<p>L500-43 TRIPLE OFFSET TAP BLOCK</p>	<p>L500-43 TDS DEP103280</p>
	<p>L500-51-116 L500-51-192 L500-51-252 L500-52-270 L500-51-316 IG DOORSHAFT SLIDE PLATE</p>	<p>L500-51-116 TDS L500-51-192 TDS 29450015 L500-51-252 TDS 32450098 L500-52-270 TDS 32450056 L500-51-316 TDS 32450097</p>
	<p>L500-57 ACTIVE FLAP HINGE</p>	<p>L500-57 TDS 29455038</p>
	<p>L500-58 HINGE PIN</p>	<p>L500-58 TDS</p>
	<p>PLT001A VALVE MOUNT PLATE</p>	<p>PLT001A TDS</p>
	<p>PLT002A IG DOUBLE TAPPED PLATE</p>	<p>201352 Peters</p>

	<p>PLT003A IG SPH BEARING PLATE</p>	<p>215554 <i>Peters</i></p> <p>DP38175 DEP-00132 69L0012</p>
	<p>PLT006 SOLO BUTTON MOUNT PLATE</p>	<p>PLT006 <i>TDS</i></p>
	<p>PLT007 LOCK GUARD PLATE</p>	<p>PLT007 <i>TDS</i></p>
	<p>PLT008 MOTOR MOUNTING PLATE (EDRIVE)</p>	<p>PLT008 <i>TDS</i></p>
	<p>PLT009 DRIVE INTERFACE PLATE (EDRIVE)</p>	<p>PLT009 <i>TDS</i></p>
	<p>PLT017 IG ANTI RATTLE PLATE</p>	<p>PLT017 <i>TDS</i> 118438 <i>Peters</i></p> <p>6690800C66 DEP-0020 29450055</p>
	<p>PLT028 MOUNT PLATE FOR CONTROL KITS</p>	<p>PLT028 <i>TDS</i></p>
	<p>PLT029 MOUNT PLATE FOR PCB/CONTROLS</p>	<p>213624 <i>Peters</i></p>

	<p>PLT035 RUBBER FLAP RETAINER</p>	<p>PLT035 <i>TDS</i></p>
	<p>PLT041 IG BEARING PLATE</p>	<p>217113 <i>PDS</i></p>
	<p>PLT041+BRG023B BEARING PLATE + 25 SPH ASSY</p>	<p>217113+216751 <i>Peters</i></p>
	<p>PLT041+ASY031 BEARING PLATE + BRG ASSY</p>	<p>217113 +205580/205590 <i>Peters</i></p>
	<p>PLT043 IG CYLINDER MICROSWITCH PLATE</p>	<p>028048 <i>Deans</i></p>
	<p>PLT053 PS GUIDE RAIL - DEANS</p>	<p>H102615 <i>Deans</i></p>
	<p>PLT063 PS GUIDE CHANNEL COVER</p>	<p>H101668 <i>Deans</i></p>
	<p>PLT100B IG SEAL RETAINING PLATE 2200x20 BLACK PLT100-1340 IG SEAL RETAINING PLATE 1340x20 BLACK</p>	<p># Retainer for Seals > 026414 <i>Deans</i> 215575 <i>Peters</i> + Other similar applications</p> <p>32450105 69L0011 DEP-00024 DEP-00181</p>

	<p>PP004-CH CLUTCH PIN CH-STEEL @ R.4 USED DRIVE MECH WITH A SLIDE CLUTCH SYSTEMS # SEE ASY200T...</p>	<p>PP004-CH TDS</p>
	<p>PP004-NY CLUTCH PIN NYLON USED ON MANUAL DOORS WITH A SLIDE CLUTCH SYSTEMS</p>	<p>PP004-NY TDS</p>
	<p>ROD002-290-01 M12 x 360CTRS SPH LINK ROD ASSY KIT # OTHER SIZE/RODEND OPTIONS AVAILABLE</p>	<p>ROD002-290-01 TDS</p>
	<p>SPL015A M12x64x12.7dia DR-GUIDE SPINDLE See ASY032T for assy</p>	<p>SPL015A TDS 022648 Overton</p>
	<p>SPL021A SPINDLE PLATE ASSY</p>	<p>SPL021A TDS</p>
	<p>SPL023 DOOR GUIDE SPINDLE LONG Ø16 x 97L</p>	<p>026426 Deans</p>
	<p>SPL024 DOOR GUIDE SPINDLE SHORT Ø16 x 71L</p>	<p>026425 Deans 16R0138</p>
	<p>SPL024 DOOR GUIDE SPINDLE Ø16 x 105L</p>	<p>026427 Deans</p>
	<p>B306 DOOR SEAT PLATE</p>	<p>B306 Ventura 42-5145-306</p>

	<p>B390 PS MOUNT PLATE M3 #A368 MSWITCH</p>	<p>B390 <i>Ventura</i> WRIGHTBUS PS2 DEV-00263</p>
	<p>B750-372 VERTICAL DOOR PROFILE PS ELC</p>	<p>B750-372 <i>Ventura</i></p>
	<p>C130 IG TAPPING STRIP 2xM8</p>	<p>C130 <i>Ventura</i> DEV-00079 6690826N33</p>
	<p>C215 LEVER SHAFT LEFT</p>	<p>C215 <i>Ventura</i> DED-00168</p>
	<p>C592 CATERPILLAR CABLE SUPPORT</p>	<p>C592 <i>Ventura</i></p>
	<p>C731 KEY DIN 6885 A 3x3x16</p>	<p>C731 <i>Ventura</i></p>
	<p>C924 PS CATCH PIN</p>	<p>C924 <i>Ventura</i> WRIGHTBUS GEMINI DD PS (OLDER) DED-00393</p>
	<p>D102 PS CAM ROLLER BRACKET</p>	<p>D102 <i>Ventura</i></p>

	<p>D538 THREAD BLOCK 2xM12</p>	<p>D538 <i>Ventura</i></p> <p>DED-00132 42-5145-008</p>
	<p>D545 PS CATCH PIN PLATE LH # CATCH BLOCK = D803</p>	<p>D545 <i>Ventura</i> WRIGHTBUS GEMINI DD PS (OLDER)</p> <p>42-5145-025</p>
	<p>D546 PS CATCH PIN PLATE RH # CATCH BLOCK = D803</p>	<p>D546 <i>Ventura</i> WRIGHTBUS GEMINI DD PS (OLDER)</p> <p>42-5145-017</p>
	<p>D548 ENDPLATE LH</p>	<p>D548 <i>Ventura</i></p> <p>42-5145-102</p>
	<p>D549 ENDPLATE RH</p>	<p>D549 <i>Ventura</i></p> <p>42-5145-103</p>
	<p>D551 DOOR SHAFT 16>10</p>	<p>D551 <i>Ventura</i></p> <p>42-5145-551</p>
	<p>E089 PLATE</p>	<p>E089 <i>Ventura</i></p>







	<p>E096 PS CATCH PIN PLATE RH # CATCH BLOCK = D803</p>	<p>E096 <i>Ventura</i> WRIGHTBUS ECLIPSE SD PS + GEMINI DD PS (LATER) + STREETCAR PS, ADL E200 SD PS + E400 DD PS, EAST LANCS SD PS + OLYMPUS DD IG3/PS, MCV SD EVOLUTION PS, POLISH SCANIA OMNICITY DD IG3/PS, EAST LANCS Olympus DD IG3 DED-00383 6690821D31</p>
	<p>E097 PS CATCH PIN PLATE LH # CATCH BLOCK = D803</p>	<p>E097 <i>Ventura</i> WRIGHTBUS ECLIPSE SD PS + GEMINI DD PS (LATER) + STREETCAR PS, ADL E200 SD PS + E400 DD PS, EAST LANCS SD PS + OLYMPUS DD IG3/PS, MCV SD EVOLUTION PS, POLISH SCANIA OMNICITY DD IG3/PS, EAST LANCS Olympus DD IG3 DED-00384 6690820D31</p>
	<p>E508 END PLATE LEFT WELD ASSY</p>	<p>E508 <i>Ventura</i></p>
	<p>G955 IG SUSPENSION PLATE</p>	<p>G955 <i>Ventura</i> DEV-00090 6690804N26</p>
	<p>G967 SUPPORT PLATE</p>	<p>G967 <i>Ventura</i> DEV-00377 6690805N26</p>
	<p>H047 IG3 DOORSHAFT HEIGHT ADJUSTER</p>	<p>H047 <i>Ventura</i> DEV-00879 6690807N39</p>
	<p>H132 POTENTIOMETER PLATE</p>	<p>H132 <i>Ventura</i> 6690827E001</p>

	<p>H404 FLAP FRAME HIGH WELD ASSY 1290 LEFT</p>	<p>H404 <i>Ventura</i></p>
	<p>H460 FLAP FRAME HIGH WELD ASSY 1290 RIGHT</p>	<p>H460 <i>Ventura</i></p>
	<p>H469 SHAFT IG3 CYLINDER Ø12</p>	<p>H469 <i>Ventura</i></p> <p style="text-align: right;">DP038195</p>
	<p>H502 IG3 GUIDING BRACKET LH</p>	<p>H502 <i>Ventura</i></p> <p style="text-align: right;">DED-00420</p>
	<p>H508 IG3 GUIDING BRACKET RH</p>	<p>H508 <i>Ventura</i></p> <p style="text-align: right;">DED-00421</p>
	<p>H549 DOOR ARM LEFT PS EASTLANCS SD</p>	<p>H549 <i>Ventura</i></p>
	<p>H550 DOOR ARM RIGHT PSP EASTLANCS SD</p>	<p>H550 <i>Ventura</i></p>
	<p>H555-CL## IG4 FRAME PROFILE # CL Ref = COLOUR CODE</p>	<p>H555-CL## <i>Ventura</i></p>

	<p>H685 IG HANDRAIL END PIECE</p>	<p>H685 <i>Ventura</i></p> <p>6690802N208</p>
	<p>H714 IG3 SLIDE PLATE LH # FIXING SCREWS = H832</p> <p>SEE > VF0309 (KIT)</p>	<p>H714 <i>Ventura</i> WRIGHTBUS ECLIPSE SD IG3 + GEMINI DD IG3, ADL E300 SD IG3, EAST LANCS SD IG3 + OLYMPUS DD IG3, POLISH SCANIA OMNICITY DD IG3, TEMSA SD IG4</p> <p>DED-00456 6690801N43</p>
	<p>H793 IG3 SLIDE PLATE RH # FIXING SCREWS = H832</p> <p>SEE > VF0310 (KIT)</p>	<p>H793 <i>Ventura</i> WRIGHTBUS ECLIPSE SD IG3 + GEMINI DD IG3, ADL E300 SD IG3, EAST LANCS SD IG3 + OLYMPUS DD IG3, POLISH SCANIA OMNICITY DD IG3, TEMSA SD IG4</p> <p>DED-00456 6690800N43</p>
	<p>I275 PS CATCH WEDGE LH # CATCH BLOCK = J405</p>	<p>I275 <i>Ventura</i> ADL E200 (MAY11-DEC12)</p> <p>6690800D252</p>
	<p>I276 PS CATCH WEDGE RH # CATCH BLOCK = J405</p>	<p>I276 <i>Ventura</i> ADL E200 (MAY11-DEC12)</p> <p>6690801D252</p>
	<p>I366 PS DOOR ARM LH (ADL)</p>	<p>I366 <i>Ventura</i></p> <p>6690811N00</p>
	<p>I367 PS DOOR ARM RH (ADL)</p>	<p>I367 <i>Ventura</i></p> <p>66900026N33</p>

	<p>I500 PS CONTROL PLATE</p>	<p>I500 <i>Ventura</i></p> <p>6690832D31</p>
	<p>I825 PORTAL SIDE STRIP ADL 1700L</p>	<p>I825 <i>Ventura</i></p> <p>6690800N41</p>
	<p>I995 IG4 SLIDE PLATE LH EXTENDED # FIXING SCREWS = H832</p> <p>SEE > VD6477 (KIT)</p>	<p>I995 <i>Ventura</i> WRIGHTBUS ECLIPSE SD IG4 + GEMINI DD IG4 + STREETLITE SD IG4 + NBFL IG4/IG4 PLAT, ADL E300 SD IG4 + E400 DD IG4, OPTARE SD TEMPO PS, MCV SD 112/124RLE IG4, MCV DD EVOSETI IG4</p> <p>DEV-00182 6690807D177</p>
	<p>I996 IG4 SLIDE PLATE RH EXTENDED # FIXING SCREWS = H832</p> <p>SEE > VD6479 (KIT)</p>	<p>I996 <i>Ventura</i> WRIGHTBUS ECLIPSE SD IG4 + GEMINI DD IG4 + STREETLITE SD IG4 + NBFL IG4/IG4 PLAT, ADL E300 SD IG4 + E400 DD IG4, OPTARE SD TEMPO PS, MCV SD 112/124RLE IG4, MCV DD EVOSETI IG4</p> <p>DEV-00167 6690808D177</p>
	<p>J242 LEVER STRIP</p>	<p>J242 <i>Ventura</i></p> <p>DEV-00437</p>
	<p>J593 PS2 LEVER BLOCK</p> <p>SEE > VE6716 (KIT)</p>	<p>J593 <i>Ventura</i> MID PS / REAR RS</p> <p>DEV-00159</p>

	<p>J597 PS MOUNT PLATE M3 (L312 MSWITCH)</p>	<p>J597 Ventura 6690863L002</p>
	<p>K522 IG3 SLIDE PLATE LH EXTENDED # FIXING SCREWS = H832 SEE > VF0318 (KIT)</p>	<p>K522 Ventura MCV SD 112/124RLE IG4</p>
	<p>K523 IG3 SLIDE PLATE RH EXTENDED # FIXING SCREWS = H832 SEE > VF0319 (KIT)</p>	<p>K523 Ventura MCV SD 112/124RLE IG4</p>
	<p>L737-CL05 IG4 FLAP FRAME SIDE PLATE</p>	<p>L737-CL05 Ventura 6690826D177</p>
	<p>L778 FLAP BRACKET IG4 # LOWER BUSH = L782 # PIVOT BOLT = L886</p>	<p>L778 Ventura DEV-00172 6690818F75</p>
	<p>L846-001 (530mm) L846-002 (560mm) L846-003 (509mm) L846-004 (484mm) L846-005 (410mm) IG4 FLAP ASSEMBLY LH view from inside # BEARING BUSH = L745</p>	<p>L846-001 Ventura DEV-00337 6690800N208 L846-002 Ventura 6690813N127 L846-003 Ventura DEV-00114 L846-004 Ventura 6690801D223 L846-005 Ventura IG4 DOORS # = LENGTH CODE, SPECIFIC TO EACH VEHICLE > ADL, MCV, WRIGHTBUS</p>

	<p>L865-001 (530mm) L865-002 (560mm) L865-003 (509mm) L865-004 (484mm) L865-005 (765mm) IG4 FLAP ASSEMBLY RH Viewed from inside</p> <p># BEARING BUSH = L745</p>	<p>L865-001 <i>Ventura</i> DEV-00336 6690800F84</p> <p>L865-002 <i>Ventura</i> 6690812N127</p> <p>L865-003 <i>Ventura</i> DEV-00140</p> <p>L865-004 <i>Ventura</i> 6690800D223</p> <p>L865-005 <i>Ventura</i> IG4 DOORS DEV-00131</p> <p># = LENGTH CODE, SPECIFIC TO EACH VEHICLE > ADL, MCV, WRIGHTBUS</p>
	<p>M478 PORTAL STRIP RS 1100 BLUEBIRD</p>	<p>M478 <i>Ventura</i></p>
	<p>M756 CONNECTOR BRACKET 22 POLE</p>	<p>M756 <i>Ventura</i> WRIGHTBUS PS2 DEV-00409</p>
	<p>M918 IG4 SLIDE PLATE LH SMALL # FIXING SCREWS = H832</p> <p>SEE > VF0303 (KIT)</p>	<p>M918 <i>Ventura</i> ADL E200 SD IG4 6690807D177</p>
	<p>M919 IG SLIDE PLATE RH SMALL # FIXING SCREWS = H832</p> <p>SEE > VF0304 (KIT)</p>	<p>M919 <i>Ventura</i> ADL E200 SD IG4 6690808D177</p>
	<p>N427 PIVOT PINT PLATE</p>	<p>N427 <i>Ventura</i> WBUS NBFL DEV-00412 6690802L002</p>

	<p>O281 PS2 CATCH WEDGE LH</p> <p># CATCH BLOCK = P261 # FIXINGS = L725 & P141</p>	<p>O281 <i>Ventura</i> ADL E200 (JAN13 >) WRIGHTBUS STREETLITE & NBFL, MCV DD EVOSETI DD</p> <p>DEV-00117 6690800D375</p>
	<p>O282 PS2 CATCH WEDGE RH</p> <p># CATCH BLOCK = P261 # FIXINGS = L725 & P141</p>	<p>O282 <i>Ventura</i> ADL E200 (JAN13>) WRIGHTBUS STREETLITE & NBFL, MCV DD EVOSETI DD</p> <p>DEV-00122 66908090</p>
	<p>O658 CATCH PIN BENDED DOOR</p>	<p>O658 <i>Ventura</i></p>
	<p>O664 IG4 ADAPTER SLIDE PLATE (NBFL)</p>	<p>O664 <i>Ventura</i></p> <p>DEV-00180</p>
	<p>P840 TAPPING PLATE M5</p>	<p>P840 <i>Ventura</i> WRIGHTBUS IG4</p> <p>DEV-00286 6690825S01</p>
	<p>Q913 POM BLOCK BENDED DOOR</p>	<p>Q913 <i>Ventura</i> WRIGHTBUS NBFL</p>
	<p>S851 PS DOOR ARM LH</p>	<p>S851 <i>Ventura</i> WRIGHTBUS PS2</p> <p>DEV-00421</p>

	<p>S852 PS DOOR ARM RH</p>	<p>S852 <i>Ventura</i> WRIGHTBUS PS2</p> <p>DEV-00422</p>
	<p>S930 CYLINDER BRACKET</p>	<p>S930 <i>Ventura</i></p>
	<p>S933 SIDE PLATE L</p>	<p>S933 <i>Ventura</i> WRIGHTBUS PS2</p> <p>DEV-00398</p>
	<p>S986 PS CYLINDER EXTENSION</p>	<p>S986 <i>Ventura</i></p>
	<p>U537 BOTTOM SUPPORT L100 TOGGLE NUTS</p>	<p>U537 <i>Ventura</i></p> <p>6690806S01</p>
	<p>U538 BOTTOM SUPPORT R100 TOGGLE NUTS</p>	<p>U538 <i>Ventura</i></p> <p>6690805S01</p>
	<p>VA0203 LH END PIECE</p>	<p>VA0203 <i>Ventura</i></p>

	<p>VA0204 RH END PIECE</p>	<p>VA0204 <i>Ventura</i></p>
	<p>VA0912 PSE ROLLER BRACKET</p>	<p>VA0912 <i>Ventura</i></p>
	<p>VA1109 PSE SPINDLE NUT MOUNT PLATE</p>	<p>VA1109 <i>Ventura</i> <i>6690864L002</i></p>
	<p>VA1578 PSE COVER PLATE</p>	<p>VA1578 <i>Ventura</i></p>
	<p>VA2343 IG4 PORTAL PROFILE LH (P072) VA2344 IG4 PORTAL PROFILE LH (P072)</p>	<p>VA2343 <i>Ventura</i> <i>2057804N01</i> VA2344 <i>Ventura</i> <i>2057805N01</i></p>
	<p>VA3038 SWITCH PLATE ASSY</p>	<p>VA3038 <i>Ventura</i></p>
	<p>VA7473 COVER CENTRE WB</p>	<p>VA7473 <i>Ventura</i></p>

	<p>VA7776 Lever Block 12mm</p>	<p>VA7776 <i>Ventura</i></p>
	<p>VA8529 PSE PLATE SPINDLE NUT</p> <p># FIXING PARTS > N806 BOLT, A732 WASHER</p>	<p>VA8529 <i>Ventura</i></p>
	<p>VB2533 LH END PIECE</p>	<p>VB2533 <i>Ventura</i></p>
	<p>VB2568 RH END PIECE</p>	<p>VB2568 <i>Ventura</i></p>