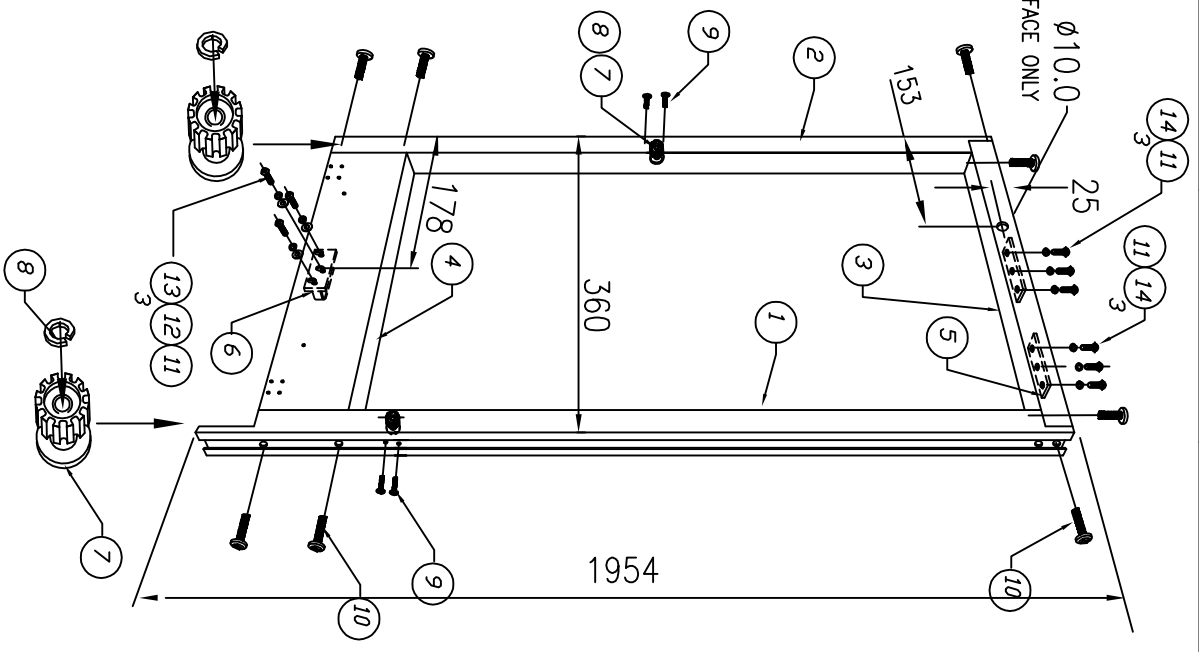





No	PART No	DESCRIPTION	QTY/LEAF
1	L500-31-1954	LH LEADING STILE KINKED	1
2	L500-32-1870	LH TRAILING STILE KINKED	1
3	L500-29L334	LH TOP RAIL SENSATIVE EDGE	1
4	L500-37-357	LH BOTTM RAIL	1
5	L500-43	TRIPLE OFF SET TAPPED BLOCK-BZP	2
6	L500-14	LOWER TAPPED BLOCK-BZP	1
7	L500-40	HANDRAIL LOCKING NUT-BZP	2
8	WAS08SP-B1	M8 WASHER SPRING RECT-BZP	2
9	SCR81025PA1	No10x1' SCREW SELF TAPPING POZ HD-BZP	4
10	SCR7X001PA2	1/4"-20x11/2"SCREW T/T-PDZ-PAN-HD 8.8 BZP	8
11	WAS08SP-B1	M8 WASHER SPRING RECT-BZP	9
12	WAS08PL-A1	M8 WASHER PLAIN FDRM'A'-BZP	3
13	SCR20825-A2	M8x25 SCREW BUTTDN SDC HD-BZP	3
14	SCR20816-A2	M8x16 SCREW BUTTDN SDC HD-BZP	6

- NOTES:
1. HANDRAIL LOCKING NUT ITEM-7 & WASHER ITEM-8, TO BE PRE-GREASED, THEN INSERTED INTO STILE AS SHOWN & SECURED IN POSITION USING ITEM-9, IN BOTH STILES.
 2. ALL M8 FIXING SCREW & WASHER TO BE FINGER TIGHT.
 3. FRAME FIXING SCREW ITEM-10 TO HAVE END GREASED FOR EASE OF INSERTING AND TO TORQUE SETTING OF 10NM

USED DN:- GLD015
GLD051=ENT RHD SOLD SR S/F(+)& SEN



REVISION	TOLERANCES ON DIMENSIONS: (Unless Otherwise Stated)	ALL DIMENSIONS IN MM / INCHES	SCALE	DATE	3RD ANGLE	IF IN DOUBT ASK SCALE	REMOVE ALL BURRS AND SHARP EDGES	CUSTOMER:-	DESCRIPTION
	DIMENSIONS OVER 1000, ±1.1		NTS	08.02.07	DO NOT SCALE <td></td> <td></td> <td></td> <td>LEAF PRE-ASSY LH ASSY DETAILS</td>				LEAF PRE-ASSY LH ASSY DETAILS
	DIMENSIONS OF WHOLE NUMBERS ONLY, ±1.0								DRG KIT No DF4019-01
	DIMENSIONS TO 1 DECIMAL PLACE, ±0.5								INST-009-21
	ANGLES, ±1°								SP# 1
	CHAMFERS, ±3°								REV 1

TRANSPORT SOLUTIONS
 TEL:-01787 473000
 FAX:-01787 477040
 sales@transportofsolutions.co.uk