



KIT011-04

SERVICE PNEUMATIC DUMP VALVE + SOFT START KIT

To suit **6mm** Tubing system :

(Optare/MCV/Wright Bus vehicles with fitted with Peters, TDS & Ventura Door systems)

Dump valve & Soft Start Valves must be installed before filter regulator

	<p>VAL005-KIT-02 SLOW-SOFT START VALVE KIT (8mm con) to 2x6mm Tube Fittings</p>
	<p>VAL191A 6mm INLINE MINI BALL DUMP VALVE 3/2, Vent, with Push-In 6mm Tube Fittings</p>



KIT011-05

SERVICE PNEUMATIC DUMP VALVE + SOFT START KIT

To suit **8mm** Tubing system :

(Alexander Dennis vehicles with fitted with Deans & Ventura Door systems)

Dump valve & Soft Start Valves must be installed before filter regulator

	<p>VAL005-KIT-03 SLOW-SOFT START VALVE KIT 2x8mm Tube Fittings</p>
	<p>VAL192A 8mm INLINE MINI BALL DUMP VALVE 3/2, Vent, with Push-In 8mm Tube Fittings</p>